


Select Service Quick Ship Program

For smaller orders of popular products when you need them fast —we have you covered

dormakaba's Select Service Quick Ship program offers complete nationwide coverage. Eligible products ship within 24 hours.

To order, indicate **Select Service** on your Purchase Order and send by email or fax:

hardwareselect.us@dormakaba.com | 866-376-7632



Contents

Locks	S2
Exit Devices	S6
EAC Components	S8
Low Energy Operator	S9
Surface Closers	S10
Electromagnetic Door Holders	S12
Concealed Closers/Pivots	S12

NOTES:

- Standard freight and discount schedules and terms of sale apply. Please refer to current price list for details.
- We reserve the right to limit quantities or decline an order if the credit status of the buyer is not satisfactory.
- Orders cannot be cancelled.
- Select Service Quick Ship available only in the United States.
- All prices in U.S. dollars.
- Products and prices are subject to change without notice.
- Limited quantities available.

Key

N "New" to Select Service,
Available in East and West Coast Warehouse


■ Available in East and West Coast Warehouse

E Available only in East Coast Warehouse

Locks


C800 Series Grade 1 Cylindrical Lever Locks

PN #	Warehouse	Product	Lever	Rose	Latch	Strike	Finish	Keying	List \$
626 Finish, E Rose									
33800001	■	C801 Single Dummy	LR	E	2-3/4" - 1-1/8" Face	ANSI 4-7/8"	626	—	204.00
33800002	■	C810 Passage	LR	E	2-3/4" - 1-1/8" Face	ANSI 4-7/8"	626	—	477.00
33800003	■	C840 Privacy	LR	E	2-3/4" - 1-1/8" Face	ANSI 4-7/8"	626	—	546.00
33800004	■	C853D Entry	LR	E	2-3/4" - 1-1/8" Face	ANSI 4-7/8"	626	SCKD	634.00
33800005	■	C853J Entry	LR	E	2-3/4" - 1-1/8" Face	ANSI 4-7/8"	626	IC	634.00
33800006	■	C870D Classroom	LR	E	2-3/4" - 1-1/8" Face	ANSI 4-7/8"	626	SCKD	634.00
33800007	■	C870J Classroom	LR	E	2-3/4" - 1-1/8" Face	ANSI 4-7/8"	626	IC	634.00
33800008	■	C880D Storeroom	LR	E	2-3/4" - 1-1/8" Face	ANSI 4-7/8"	626	SCKD	634.00
33800009	■	C880J Storeroom	LR	E	2-3/4" - 1-1/8" Face	ANSI 4-7/8"	626	IC	634.00
626 Finish, C Rose									
33800155		C801 Single Dummy	LR	C	2-3/4" - 1-1/8" Face	ANSI 4-7/8"	626	—	204.00
33800156	■	C810 Passage	LR	C	2-3/4" - 1-1/8" Face	ANSI 4-7/8"	626	—	477.00
33800157	■	C840 Privacy	LR	C	2-3/4" - 1-1/8" Face	ANSI 4-7/8"	626	—	546.00
33800158	■	C853D Entry	LR	C	2-3/4" - 1-1/8" Face	ANSI 4-7/8"	626	SCKD	634.00
33800159	■	C853J Entry	LR	C	2-3/4" - 1-1/8" Face	ANSI 4-7/8"	626	IC	634.00
33800160	■	C870D Classroom	LR	C	2-3/4" - 1-1/8" Face	ANSI 4-7/8"	626	SCKD	634.00
33800161	■	C870J Classroom	LR	C	2-3/4" - 1-1/8" Face	ANSI 4-7/8"	626	IC	634.00
33800162	■	C880D Storeroom	LR	C	2-3/4" - 1-1/8" Face	ANSI 4-7/8"	626	SCKD	634.00
33800163	■	C880J Storeroom	LR	C	2-3/4" - 1-1/8" Face	ANSI 4-7/8"	626	IC	634.00




CL700 Series Grade 2 Cylindrical Lever Locks

PN #	Warehouse	Product	Lever	Rose	Latch	Strike	Finish	Keying	List \$
626 Finish									
33800012	■	CL701 Single Dummy	LR	E	2-3/4" - 1-1/8" Face	ANSI 4-7/8"	626	—	123.00
33800013	■	CL710 Passage	LR	E	2-3/4" - 1-1/8" Face	ANSI 4-7/8"	626	—	215.00
33800014	■	CL740 Privacy	LR	E	2-3/4" - 1-1/8" Face	ANSI 4-7/8"	626	—	245.00
33800015	■	CL753D Entry	LR	E	2-3/4" - 1-1/8" Face	ANSI 4-7/8"	626	SC KD	313.00
33800016	■	CL753J Entry	LR	E	2-3/4" - 1-1/8" Face	ANSI 4-7/8"	626	IC	313.00
33800017	■	CL770D Classroom	LR	E	2-3/4" - 1-1/8" Face	ANSI 4-7/8"	626	SC KD	313.00
33800018	■	CL770J Classroom	LR	E	2-3/4" - 1-1/8" Face	ANSI 4-7/8"	626	IC	313.00
33800019	■	CL780D Storeroom	LR	E	2-3/4" - 1-1/8" Face	ANSI 4-7/8"	626	SC KD	313.00
33800020	■	CL780J Storeroom	LR	E	2-3/4" - 1-1/8" Face	ANSI 4-7/8"	626	IC	313.00
33800063	☐	CL701 Single Dummy	LC	E	2-3/4" - 1-1/8" Face	ANSI 4-7/8"	626	—	123.00
33800064	☐	CL710 Passage	LC	E	2-3/4" - 1-1/8" Face	ANSI 4-7/8"	626	—	215.00
33800065	☐	CL740 Privacy	LC	E	2-3/4" - 1-1/8" Face	ANSI 4-7/8"	626	—	245.00
33800066	☐	CL753D Entry	LC	E	2-3/4" - 1-1/8" Face	ANSI 4-7/8"	626	SCKD	313.00
33800067	☐	CL770D Classroom	LC	E	2-3/4" - 1-1/8" Face	ANSI 4-7/8"	626	SCKD	313.00
33800068	☐	CL780D Storeroom	LC	E	2-3/4" - 1-1/8" Face	ANSI 4-7/8"	626	SCKD	313.00



C500 Series Economy Grade 2 Cylindrical Lever Locks

PN #	Warehouse	Product	Lever	Rose	Latch	Strike	Finish	Keying	List \$
626 Finish									
33800024	■	C501 Single Dummy	LR	C	2-3/4" - 1" Face with Filler	ANSI 4-7/8"	626	—	76.00
33800025	■	C510 Passage	LR	C	2-3/4" - 1" Face with Filler	ANSI 4-7/8"	626	—	129.00
33800026	■	C540 Privacy	LR	C	2-3/4" - 1" Face with Filler	ANSI 4-7/8"	626	—	132.00
33800027	■	C553D Entry	LR	C	2-3/4" - 1" Face with Filler	ANSI 4-7/8"	626	SCKD	141.00
33800028	■	C553J Entry	LR	C	2-3/4" - 1" Face with Filler	ANSI 4-7/8"	626	IC	141.00
33800029	■	C570D Classroom	LR	C	2-3/4" - 1" Face with Filler	ANSI 4-7/8"	626	SCKD	141.00
33800030	■	C570J Classroom	LR	C	2-3/4" - 1" Face with Filler	ANSI 4-7/8"	626	IC	141.00
33800031	■	C580D Storeroom	LR	C	2-3/4" - 1" Face with Filler	ANSI 4-7/8"	626	SCKD	141.00
33800032	■	C580J Storeroom	LR	C	2-3/4" - 1" Face with Filler	ANSI 4-7/8"	626	SCKD	141.00
33800033	■	C501 Single Dummy	LC	C	2-3/4" - 1" Face with Filler	ANSI 4-7/8"	626	—	76.00
33800034	■	C510 Passage	LC	C	2-3/4" - 1" Face with Filler	ANSI 4-7/8"	626	—	129.00
33800035	■	C540 Privacy	LC	C	2-3/4" - 1" Face with Filler	ANSI 4-7/8"	626	—	132.00
33800036	■	C553D Entry	LC	C	2-3/4" - 1" Face with Filler	ANSI 4-7/8"	626	SCKD	141.00
33800037	■	C580D Storeroom	LC	C	2-3/4" - 1" Face with Filler	ANSI 4-7/8"	626	SCKD	141.00




C300/J300 Series Grade 2 Cylindrical and Interconnected Locks

PN #	Warehouse	Product	Function	Lever	Latch	Strike	Finish	Keying	List \$
626 Finish									
33800105	■	C301	Single Dummy	LR	—	—	626	—	37.00
33800140	■	C310	Passage	LR	238N 100R	Full Lip Radius	626	—	73.00
33800142	■	C340	Privacy	LR	238N 100R	Full Lip Radius	626	—	77.00
33800141	■	C310	Passage	LC	238N 100R	Full Lip Radius	626	—	73.00
33800143	■	C340	Privacy	LC	238N 100R	Full Lip Radius	626	—	77.00
33800126	■	J310	Entry, Single Cylinder	LR	234F 118S	T Strike	626	SCKD	388.00

Deadbolts

PN #	Warehouse	Product	Latch	Finish	Keying	List \$
630 Finish						
33800052	■	DB660D Cylinder x Turn	Adj, 1" Face with Filler	630	SCKD	96.00
33800053	■	DB660J Cylinder x Turn	Adj, 1" Face with Filler	630	IC	96.00
626 Finish						
33800050	■	DB660D Cylinder x Turn	Adj, 1" Face with Filler	626	SCKD	96.00
33800051	■	DB660J Cylinder x Turn	Adj, 1" Face with Filler	626	IC	96.00



Exit Devices


9000 Series Grade 1 Wide Stile Exit Devices

PN #	Warehouse	Product	Length	Height	Hand	Strike	Finish	List \$
11913920	■	9300	B	—	—	463	689	945.00
11900100	■	9300	B	—	—	463	630	1,466.00
11910310	■	9300	A	—	—	463	630	1,466.00
11913937	☒	F9300	B	—	—	463	689	1,132.00
11900104	■	F9300	B	—	—	463	630	1,646.00
11910311	☒	F9300	A	—	—	463	630	1,646.00
11900108	☒	9400	B	7'	RHR	426/439	630	2,136.00
11900107	☒	9400	B	7'	LHR	426/439	630	2,136.00
11900112	☒	F9400	B	7'	RHR	426/439	630	2,343.00
11900111	☒	F9400	B	7'	LHR	426/439	630	2,343.00

* For EO, 02, 08, 23 functions use 08 device

9000 Series Wide Stile Trim

PN #	Warehouse	Product	Cylinder	Keying	Finish	List \$
95008617	☒	PRT03	D	SC KD	630	301.00
95009803	☒	YC08	D	SC KD	630	585.00
95010417	■	YR08	D	SC KD	630	585.00
34000001	☒	YR08	L	—	630	553.00
95009951	☒	YC23	—	—	630	469.00
95010564	■	YR23	—	—	630	469.00



9000 Series Grade 1 Narrow Stile Exit Devices

PN #	Warehouse	Product	Length	Height	Hand	Strike	Finish	List \$
95058069	E	9700	BB	—	—	430	630	1,790.00

8000 Series Grade 1 Standard Exit Devices

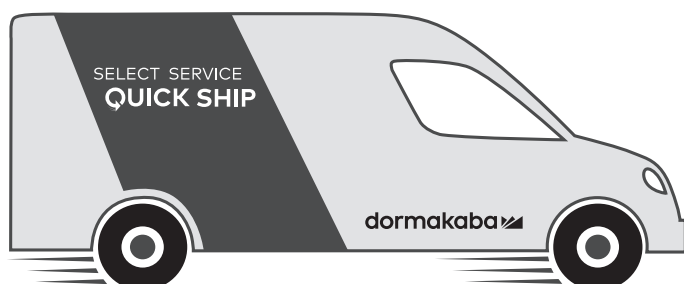
PN #	Warehouse	Product	Length	Height	Hand	Strike	Finish	List \$
11800008	■	8300	B	—	—	463	689	536.00
11800194	■	8300	A	—	—	463	689	536.00
11800208	■	F8300	B	—	—	463	689	733.00
11800006	E	8400	B	7'	RHR	426/439	689	887.00
11800216	E	F8400	B	7'	RHR	426/439	689	1,127.00

8000 Series Trim

PN #	Warehouse	Product	Cylinder	Keying	Finish	List \$
95052326	E	8P03	D	SC KD	689	155.00
34000005	■	8R08	D	SC KD	689	340.00
34000004	■	8R08	D	SC KD	626	381.00
34000010	E	8R08J	J	—	626	381.00
34000006	E	8R23	—	—	626	315.00

Mullions

PN #	Warehouse	Product	Finish	List \$
95041980	■	1330-8 (Steel mullion)	600	491.00
95005018	E	F1300-8 (Fire listed steel mullion)	600	822.00
34000007	E	F1340 KR-8 (Fire listed key removable mullion)	600	1,263.00



Accessories and Service Items

PN #	Warehouse	Product		Finish	List \$
95009070	☒	SNB Sex Nuts		630	16.00
95044866	☒	320 Strike – RIM		693	68.00
95046951	■	463 Strike – RIM (Fire-rated & NON)		693	70.00
95046248	☒	426 Strike – SVR		693	45.00
95004861	■	ETR – Top Rod Extension Kit	(9400 or 9800 series, for doors 8' to 10')	630	112.00
95004847	■	ETR – Top Rod Extension Kit	(8400 series, doors from 7'6" to 10')	689	57.00
95006734	☒	GK9000	(for 9000 series wide stile only)	630	84.00
95006729	☒	GK8000	(for 8000 series only)	693	84.00
95008528	☒	Popper (for fire rated LB vert. rod)		N/A	77.00
95002640	☒	8DRKIT (Dogging repair kit)	(for 8000 series only)	N/A	93.00
95052775	☒	9DRKIT (Dogging repair kit)	(for 5000 or 9000 series only)	N/A	93.00
95052779	☒	9GALD (Alum. door bracket & screws)	(for 9100 series only)	N/A	117.00

Electronic Access Control Components

1,500 lb Magnetic Locks


PN #	Warehouse	Product	Description	Finish	List \$
33400014	☒	EML310 BA DP 628	Magnetic lock, single door, 1500 lb holding	628	700.00

Electric Strikes

PN #	Warehouse	Product	Description	Dual Voltage	Finish	List \$
33400016	☒	ES62F FSV 630	Electric strike, fire rated, surface rim	12 or 24 VDC	630	643.00
33400017	☒	ES96F FSV 630	Electric strike, fire rated, modular mortise/cylindrical	12 or 24 VDC	630	638.00

Power Supplies and Accessories


PN #	Warehouse	Product	Description	Dual Voltage	List \$
33400018	☒	DKPS-2A	1.0 A @ 24 VDC filter/reg, class 2 selectable output, fire panel interface standard	12 or 24 VDC	578.00



Low Energy Operator

ED900

PN #	Warehouse	Product	Arm	Finish	List \$
33700001	■	ED900	J8	689	6,233.00
33700002	■	ED900	T	689	6,233.00
33700003	■	RFR 433 Receiver	—	—	255.00
08108210	■	WS1 Wall Switch	—	—	317.00
33700004	■	WSRFT 1 433 SQ4 Wall Switch, 4-1/2" Square	—	—	509.00



Surface Door Closers

TS93 Series

PN #	Warehouse	Product	Arm	Cover	Fastener	Finish	List \$
93000706	■	TS9315 (Cam & roller technology)	T	FMC	SN3	689	606.00
93000709	■	TS9315 (Cam & roller technology)	PT	FMC	SN3	689	606.00
33400001	■	TS9315 (Cam & roller technology)	ST	FMC	SN3	689	874.00

8900 Series


PN #	Warehouse	Body	Arm	Cover	Fastener	Finish	List \$
30000050	■	8916	AF89P	FC	SN1	689	559.00
30001450	□	8916	AF89P	FMC	SN1	689	567.00
30001310	■	8916	SPA	FC	SN1	689	581.00
30000054	■	8916	DS	FC	SN1	689	621.00
30001076	□	8916	DST	FC	SN1	689	674.00
30001727	■	8916	SDS	FC	SN1	689	783.00
30001728	■	8916	SDST	FC	SN1	689	835.00

8600 Series

PN #	Warehouse	Body	Arm	Cover	Fastener	Finish	List \$
28003500	■	8616	AF86P	COV	SNB1	689	397.00
28003520	□	8616	AF86P	FC	SNB1	689	404.00
28003460	■	8616	ARP	COV	SNB1	689	383.00
28003550	□	8616	ARP	FC	SNB1	689	390.00
28010180	■	8616	FHP	COV	SNB1	689	447.00
28003730	■	8616	DS	COV	SNB1	689	464.00
28010150	■	8616	DST	COV	SNB1	689	519.00

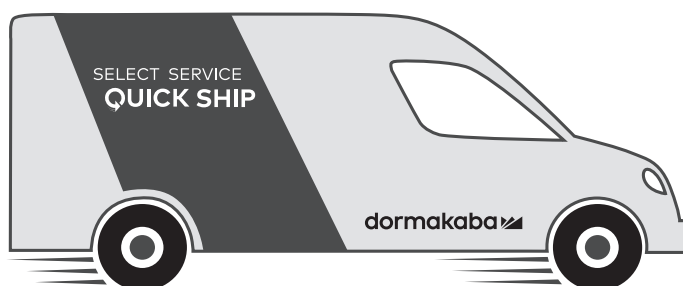
7400 Series

PN #	Warehouse	Body	Arm	Fastener	Finish	List \$
33400003	■	7436	ARP	COMBO	689	267.00
33400004	■	7414	ARP	COMBO	689	267.00
28003480	■	7436	ARP	SNB1	689	275.00
28001860	■	7414	ARP	SNB1	689	275.00



Surface Closer Accessories and Service Items

PN #		Product	Finish	List \$
Arms				
08205590	■	AF89P	689	97.00
33400007	■	AF86	689	78.00
08205630	□	ARP	689	76.00
33400008	■	AR	689	69.00
33400009	■	FHP	689	128.00
Backplates				
08211960	■	BP640C	689	7.00
08205660	□	BP86	689	35.00
08098830	■	BP89	689	37.00
Covers				
08098840	■	COV	689	20.00
33400006	■	FC	689	26.00
Drop Plates				
08098810	■	DP74	689	35.00
08098820	■	DP86	689	35.00
08205680	□	DP86FC	689	35.00
08096920	■	DP89	689	37.00
Miscellaneous				
33400005	■	BSHD	689	29.00
08032860	■	P86	689	18.00
08211160	■	DPK86	689	11.00
08111320	■	DPK89	689	11.00
08081290	■	SN1	689	9.00
08098850	■	SNB1	689	9.00



Electromagnetic Door Holders

EM Series

PN #	Warehouse	Package	Finish	List \$
33400011	■	EM504	689	446.00
33400010	■	EM508	689	473.00

EM Accessories and Service Items

PN #	Warehouse	Product	Finish	List \$
33400013	■	ER1.5 (1-1/2" extension rod)	689	73.00
33400012	■	ER2.0 (2" extension rod)	689	81.00

Concealed Door Closers


ITS Series

PN #	Warehouse	Body	Description	NHO/HO	Finish	List \$
33600001	■	ITS9613	—	NHO	689	542.00
33600002	■	THKIT	(ITS HO Kit)	—	—	72.00

RTS Series

PN #	Warehouse	Package	Spring	Stop	NHO/HO	Extension	List \$
33600003	■	RTS88	SZ3	105°	NHO	5 mm	483.00
33600004	■	RTS88	SZ3	105°	HO	5 mm	483.00
33600005	■	RTS88	SZ3	90°	NHO	5 mm	483.00
33600006	■	RTS88	SZ3	90°	HO	5 mm	483.00
33600007	■	RTS88	BFI	105°	NHO	5 mm	483.00
33600008	■	RTS88	BFI	105°	HO	5 mm	483.00
33600009	■	RTS88	BFE	105°	NHO	5 mm	483.00
33600010	■	RTS88	BFE	105°	HO	5 mm	483.00
33600047	■	RTS88	SZ3	105°	NHO	—	483.00
33600048	■	RTS88	SZ3	105°	HO	—	483.00
33600050	■	RTS88	SZ3	90°	NHO	—	483.00
33600051	■	RTS88	BFE	105°	NHO	—	483.00
33600052	■	RTS88	BFI	105°	NHO	—	483.00

NOTE: RTS88 Body only prices above (include mounting brackets)




RTS Accessories and Service Items

PN #	Warehouse	Model	Description	Finish	List \$
33600011	■	CRNR BRKT	Header to side Jamb 1" web	—	11.00
33600012	■	8835	End load arm 1" web	—	131.00
33600013	■	8836	End load arm 7/8" web	—	131.00
33600014	■	8837	End load arm 5/8" web	—	131.00
33600015	■	8838	End load arm 3/4" web	—	131.00
33600016	■	8812	Offset arm	—	194.00
33600017	■	8852	Short floor pivot	—	91.00
33600018	■	8853	Tall floor pivot	—	91.00
33600019	■	8855	Short threshold pivot	—	91.00
33600022	■	8532	Steel frame mounting channel	—	71.00
33600024	■	8820J	Conversion bracket, Jackson to RTS (use with standard RTS CRNR BRKT)	—	20.00

BTS Series

PN #	Warehouse	Package	Spring	Top Pivot	Bottom Pivot	Cover	Hand	Spindle	HO/HNO	Finish	List \$
33600025	■	BTS80B	Sz4	8062	7421	7410	—	74010	HO/NHO	626	1,742.00



BTS Accessories and Service Items

PN #	Warehouse	Product	Hand	Finish	List \$
33600028	■	BTS80 Sz. 3	—	(no finish)	1,250.00
33600029	■	BTS80 Sz. 4	—	(no finish)	1,250.00
33600030	■	BTS80 Sz. 6	—	(no finish)	1,250.00
33600031	■	BTS75V NHO 1-4	—	(no finish)	1,144.00
33600032	■	BTS75V BF NHO 1-4	—	(no finish)	1,144.00
33600033	■	BTS75V 90 HO 1-4	—	(no finish)	1,211.00
33600034	■	74003 (Spindle insert)	—	(no finish)	88.00
33600035	■	74005 (Spindle insert)	—	(no finish)	88.00
33600036	■	74007 (Spindle insert)	—	(no finish)	88.00
33600037	■	74010 (Spindle insert)	—	(no finish)	88.00
33600038	■	74015 (Spindle insert)	—	(no finish)	115.00
33600039	■	74020 (Spindle insert)	—	(no finish)	115.00
33600040	■	74025 (Spindle insert)	—	(no finish)	115.00
33600041	■	80010 (3° Spindle insert)	LH	(no finish)	88.00
33600042	■	80010 (3° Spindle insert)	RH	(no finish)	88.00
33600043	■	7410 (BTS80 cover plate)	—	630	139.00
33600044	■	7410 (BTS80 cover plate)	—	613	139.00
33600045	■	7510 (BTS75V cover plate)	—	630	139.00
33600046	■	7510 (BTS75V cover plate)	—	613	139.00

Pivots

LM Series Pivot Sets and Pivot Hardware

PN #	Warehouse	Package	Finish	List \$
33500001	■	CP440	626/630	390.00
33500002	■	OP440 RH	626	488.00
33500003	■	OP440 LH	626	488.00

LM Pivot Accessories and Service Items

PN #	Warehouse	Product	Finish	List \$
33500004	■	75220 RH (3/4" offset intermediate)	626	330.00
33500005	■	75220 LH (3/4" offset intermediate)	626	330.00

