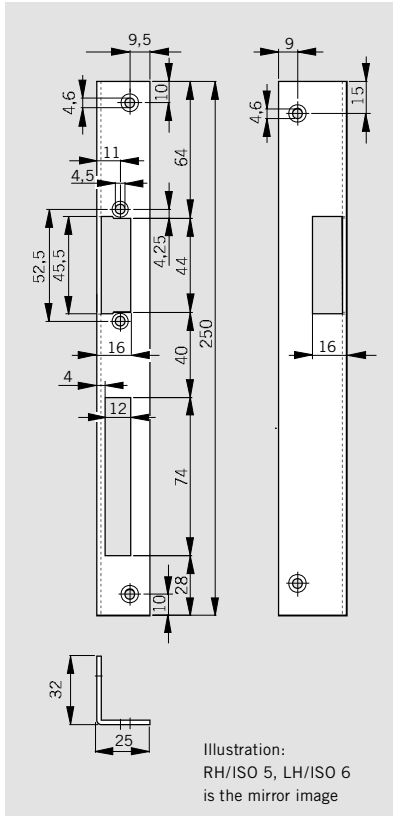


STAINLESS STEEL STRIKE PLATES FOR ELECTRICAL STRIKES

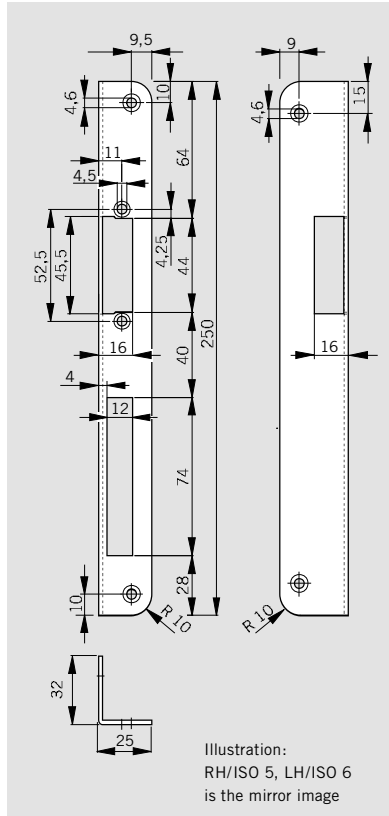
	Electric Strikes							Characteristics					Order No.
	DES 7xx	Basic, Lucky Basic Basic Safe	Basic-Radius	Basic-Radius Safe	Basic Small	Smoke Lucky Smoke Fire 447 / Fire 448 Lucky Fire 448	Dimensions mm	R = RH/ISO 5 L = LH/ISO 6	Edges radiused (for wooden doors)	with holes for bolt locking contact	Drawing see page		
Rebated strike plates													
WR 25	-	●	●	-	●	●	25x32x250x3	R	-	-	14	15170025	
WL 25	-	●	●	-	●	●	25x32x250x3	L	-	-	14	15171025	
WR 25-R	-	●	●	-	●	●	25x32x250x3	R	●	-	14	15170125	
WL 25-R	-	●	●	-	●	●	25x32x250x3	L	●	-	14	15171125	
WR 25-R-RK	-	●	●	-	●	●	25x32x250x3	R	●	●	14	15170225	
WL 25-R-RK	-	●	●	-	●	●	25x32x250x3	L	●	●	14	15171225	
Flanged strike plates													
FKH 24	●	●	●	-	●	●	24x135x3	L/R	-	-	14	15180324	
FKM 24	●	●	●	-	●	●	24x135x3	L/R	-	-	14	15180424	
FL 22	●	●	●	●	●	●	22x250x3	L/R	-	-	15	15180022	
FLH 24	●	●	●	-	●	●	24x250x3	L/R	-	-	15	15180124	
FLH 24-94	●	●	●	-	●	●	24x250x3	L/R	-	-	15	15181124	
FLM 24	●	●	●	-	●	●	24x250x3	L/R	-	-	15	15180224	
FLM 24-94	●	●	●	-	●	●	24x250x3	L/R	-	-	15	15181224	
FLM 24-RK	●	●	●	-	●	●	24x250x3	L/R	-	●	15	15180724	
FLM-131	●	●	●	-	●	●	25x280x3	L/R	-	-	16	16500000149	
FLM131-RK	●	●	●	-	●	●	25x280x3	L/R	-	●	16	16500000166	
Strike plates for use in combination with "Easy Adapt"													
FLM25 Easy Adapt	-	●	-	-	●	●	25x250x3 (Lap 40 / 80 mm)	L/R	-	-	16	15180925	
FLM26 Easy Adapt	-	●	-	-	●	●	25x250x3 (Lap 40 / 100 mm)	L/R	-	-	16	15180926	
FLM28 Easy Adapt	-	●	-	-	●	●	28x250x3	L/R	-	-	16	15180928	
FLR25 Easy Adapt	-	●	-	-	●	●	25x250x3 (Lap 40 / 80 mm)	L/R	●	-	16	16500000090	
FLR30 Easy Adapt	-	●	-	-	●	●	30x250x3 (Lap 37.5 / 100 mm)	L/R	●	-	16	15180930	
FLR30-RK Easy Adapt	-	●	-	-	●	●	30x250x3 (Lap 37.5 / 100 mm)	L/R	●	●	17	15180830	
FLM34 Easy Adapt	-	●	-	-	●	●	34x250x3	L/R	-	-	17	16500000106	
FLM34-RK Easy Adapt	-	●	-	-	●	●	34x250x3	L/R	-	-	17	16500000107	
FL34 Easy Adapt	-	●	-	-	●	●	34x250x3	L/R	-	-	17	15180934	
FL34-RK Easy Adapt	-	●	-	-	●	●	34x250x3	L/R	-	●	17	15180834	
FL35-RK Easy Adapt	-	●	-	-	●	●	35x280x3	L/R	-	●	17	16500000165	

● = yes -- = no

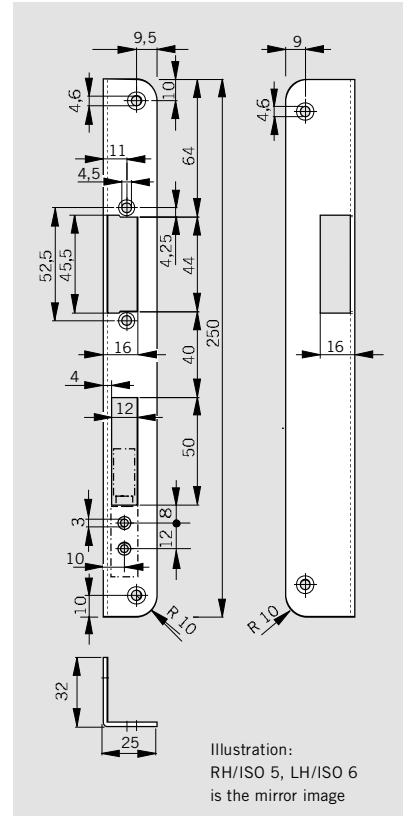
WR 25 / WL 25



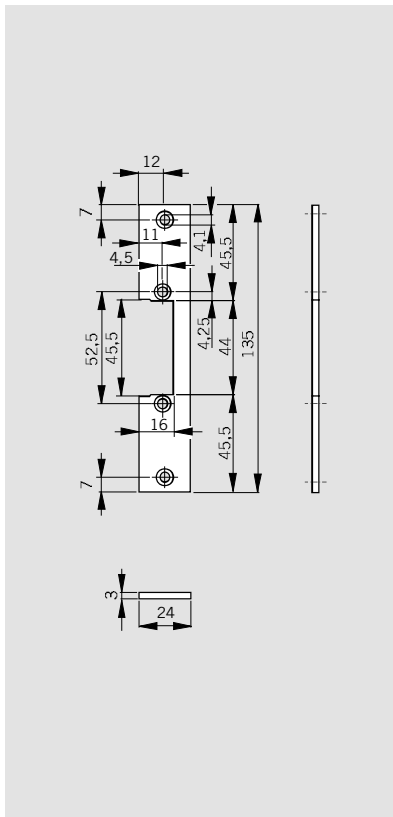
WR 25-R / WL 25-R



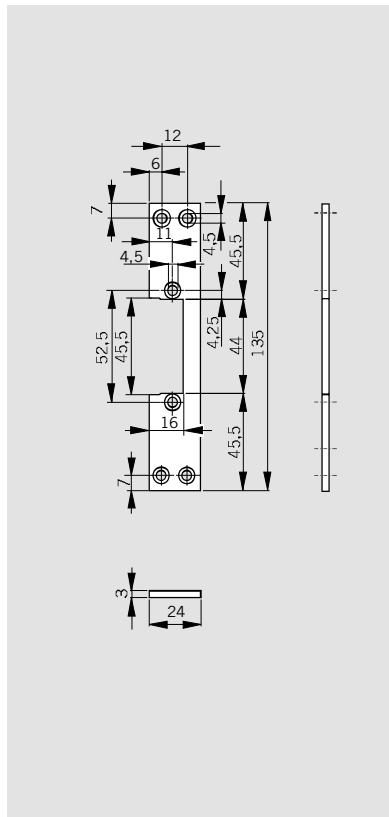
WR 25 / WL 25-R-K



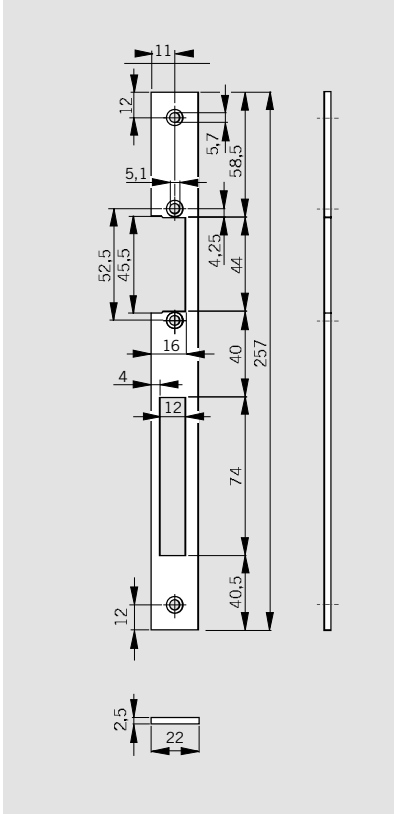
FKH 24



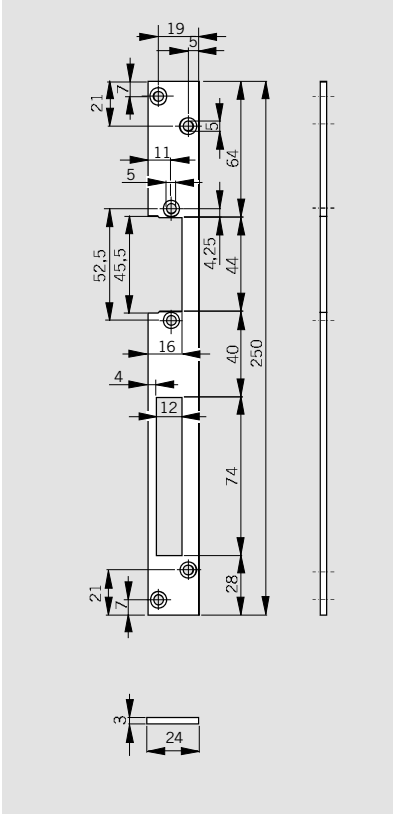
FKM 24



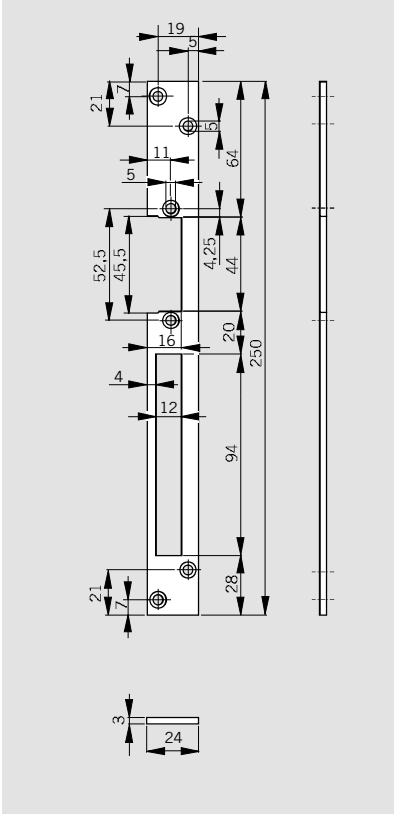
FL 22



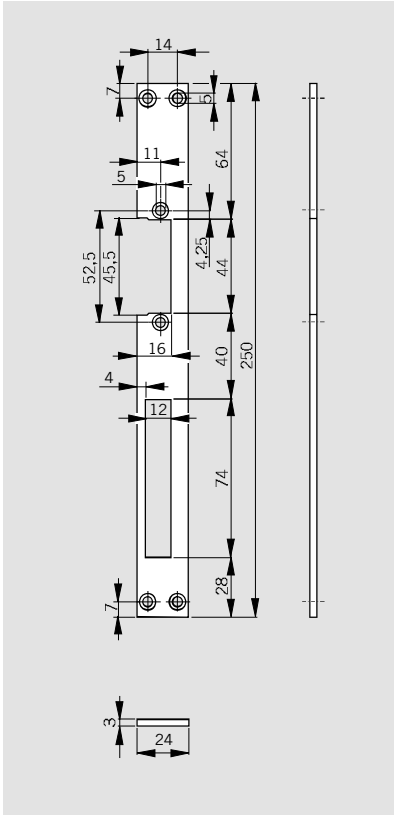
FLH 24



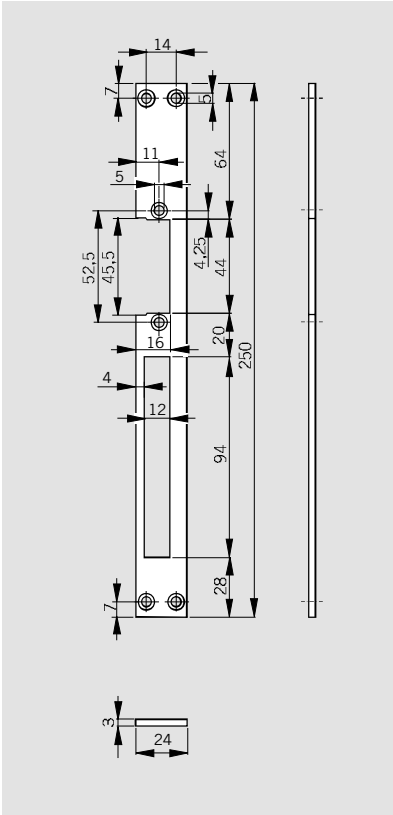
FLM 24-94



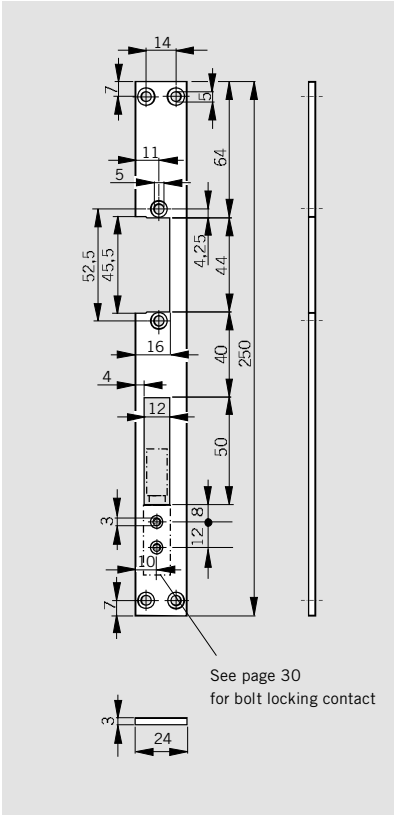
FLM 24



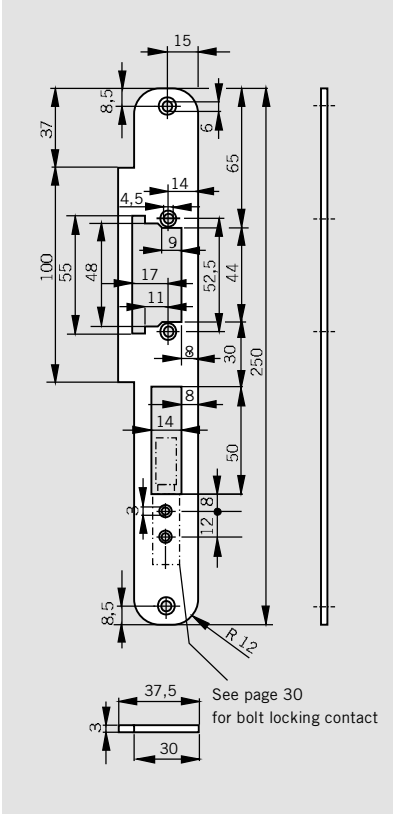
FLM 24-94



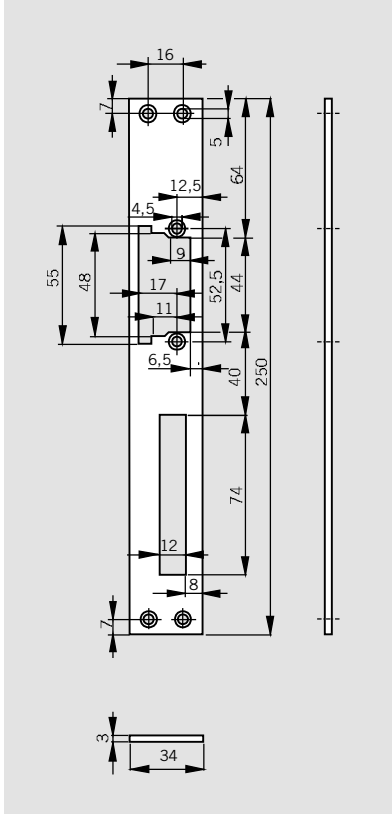
FLM 24 RK



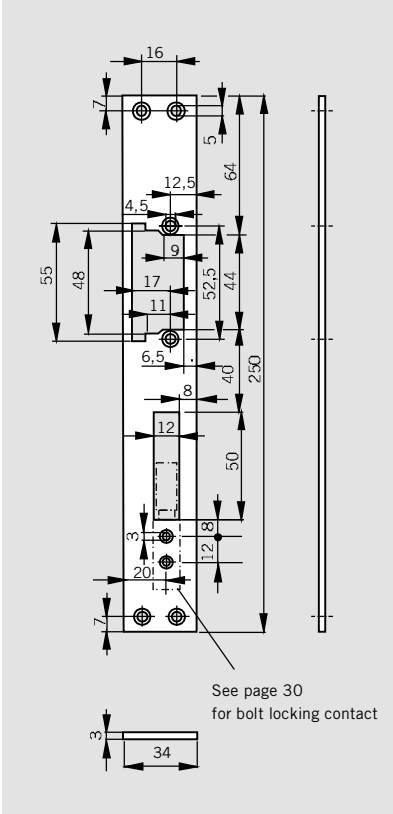
FLR 30-RK



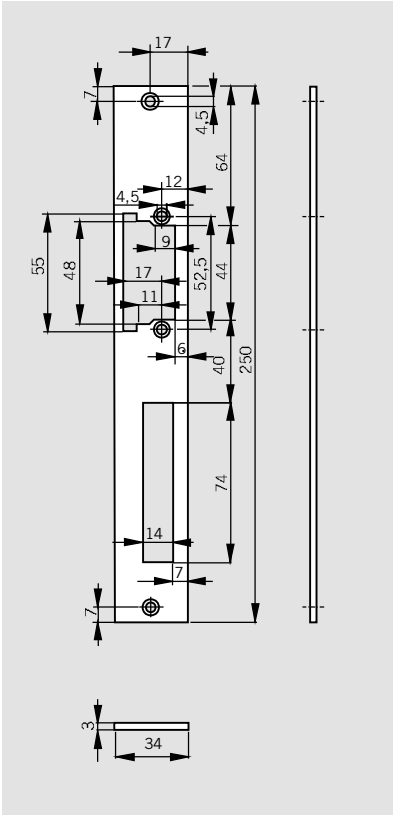
FLM 34



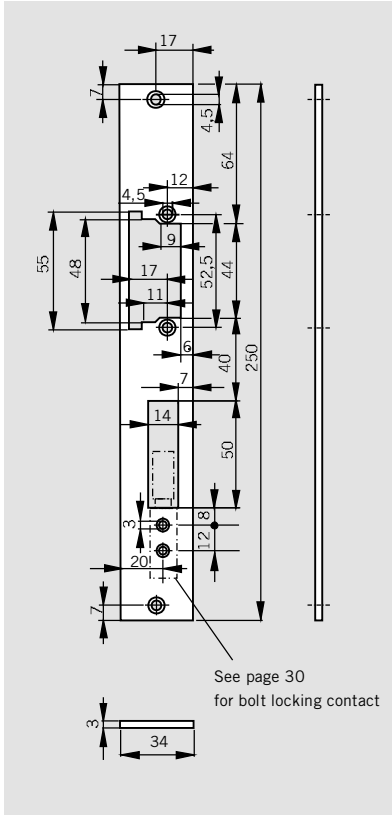
FLM 34-RK



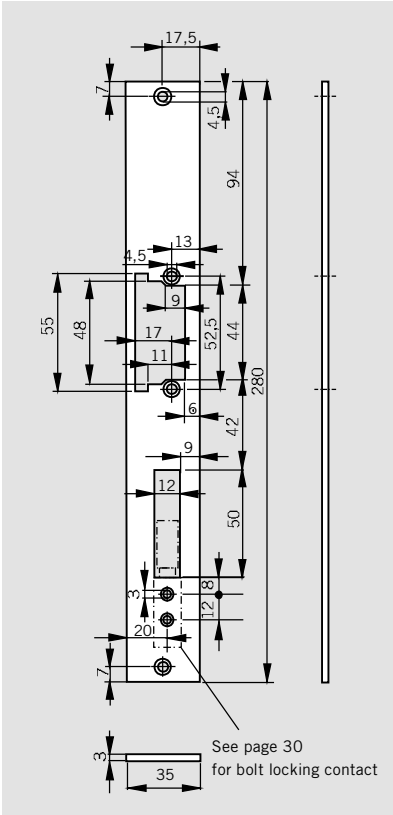
FL 34



FL 34-RK

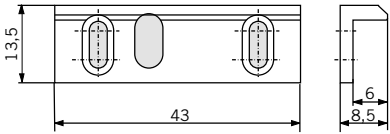
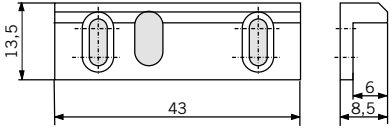
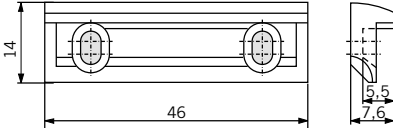
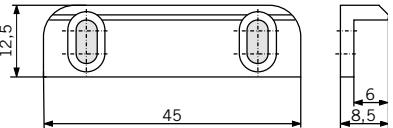
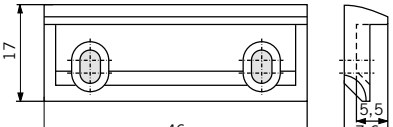
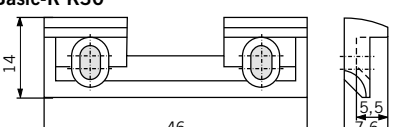
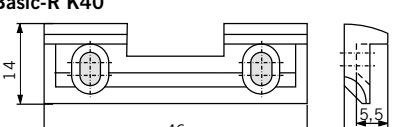
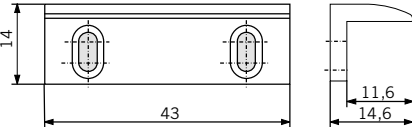


FL 35-RK

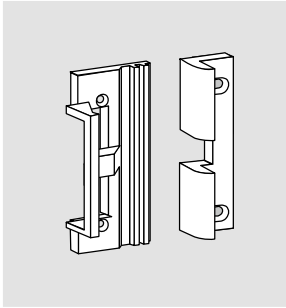
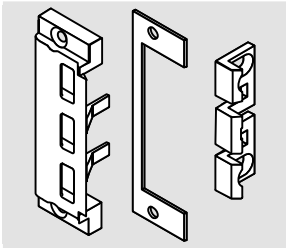
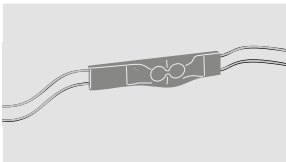
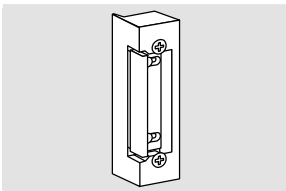
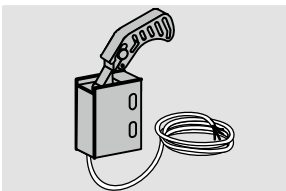




	Electric Strikes Series														
	Basic	Lucky Basic 448	Basic-Safe	Basic-Radius	Basic-Radius Safe	DES 72x	DES 731	Basic-Small	Smoke	Lucky Smoke 448	Fire 447	Lucky Fire 448	DES 300	DES 400	TV 5xx
Electric strikes keeper	●	●	●	●	●	-	-	●	●	●	●	●	-	-	-
Easy Adapt	●	●	●	-	-	-	-	-	●	●	●	●	-	-	-
Easy Adapt – TV 500	-	-	-	-	-	-	-	-	-	-	-	-	-	-	●
GL-Module (only DC variant)	-	●	-	-	-	-	-	-	-	●	-	●	-	-	-
Strike Prep 447	●	●	●	-	-	-	-	-	●	●	●	●	-	-	-
RK	●	●	●	●	●	●	●	●	●	●	●	●	●	●	●
TK 311	●	●	●	●	●	●	●	●	●	●	●	●	●	●	●
TK 304	●	●	●	●	●	●	●	●	●	●	●	●	●	●	●
TK 411	●	●	●	●	●	●	●	●	●	●	●	●	●	●	●
TK 404	●	●	●	●	●	●	●	●	●	●	●	●	●	●	●

● = yes - = no

Electric strikes keeper		X =	Basic	Basic-Radius	Basic-Small	Basic-Small S	Smoke	Fire 447	Order No.
		5.7 – 9.7 mm	○	-	-	-	○	○	16500000111
		4.7 – 8.7 mm	○	-	-	-	-	-	16500000112
		6.2 – 8.2 mm	-	○	-	-	-	-	16500000114
		5.7 – 9.7 mm	-	-	○	-	-	-	16500000113
		9.2 – 11.2 mm	-	●	-	-	-	-	15110506
		6.2 – 8.2 mm	-	●	-	-	-	-	15110406
		6.2 – 8.2 mm	-	●	-	-	-	-	15110606
		7.7 – 10.7 mm	○	-	-	-	-	-	16500000115

● = Electric strike, complete Type E, 6-12 V AC/DC -- = no ○ = Accessories, optional

	Specification text	Order No.
	<p>Easy Adapt Electric strike casing cover with latch guide for upgrading DORMA electric strikes as latch-guided units. Suitable for electric strikes of the series Basic, Basic-Safe, Smoke and Fire 447 and the functional versions "Mechanical deactivation" and "Monitoring contact". Tolerance compensation is effected using the adjustable latch of the electric strike. Integrated cable conduit for fixing the connection wires to the casing cover with the aid of an adhesive strip included in the pack. Dimensions: approx. 3.6 x 76 x 31.6 mm</p>	15198010
	<p>Easy Adapt-TV500 Electric strike casing cover with latch guide for upgrading TV500 as latch-guided units. Suitable for TV500, TV510, TV520. Tolerance compensation is effected using the adjustable latch of the TV500. For use LH and RH. Dimensions: approx. 68 x 20 x 10mm</p>	15198011
	<p>GL Module Rectifiers - Module for use with an DC voltage electric strike in combination with AC voltage Input - voltage: 12V – 24 V AC output - voltage: 12V – 24 V DC Current: max. 700mA</p>	15199001
	<p>Strike Prep 447 Dummy electric strike. Symmetrical insert for preparation of installation and subsequent retrofitting of electric strikes. With adjustable latch, non-handed, suitable for both over-rebated and flush-closing doors. Dimensions: 76 x 20 x 18.5 mm</p>	15147000
	<p>RK bolt locking contact VDS class C no. G 193 082 with a potential free change-over contact for monitoring of the door locking. Degree of protection: IP 68 Connection cable: 4 m LIYY 3 x 0.14 mm², Switching power: 30 V DC, 200 mA</p>	15198000

	Specification text	Order No.
	<p>TK 311 / TK 411 Electromechanical door contact for monitoring the opening of doors. The spring-mounted ball is operated mechanically when the door is closed and thus ensures that the contact operates very reliably. Floating (no-volt) changeover contact, incl. 4 m connection cable (TK 411 only) Contact rating: 5 A/30 V Colour: white Forend dimensions (W x H x D): approx. 22.5 x 42 x 2.5 mm Dimensions of base section (O x D): approx. 20 x 25 mm</p> <p><input type="checkbox"/> TK 311 square forend <input type="checkbox"/> TK 311-R rounded edges</p> <p><input type="checkbox"/> TV 411 square forend, 4m connection cable included <input type="checkbox"/> TV 411-R rounded edges, 4m connection cable included</p>	<p>15198311 15198321 15198411 15198421</p>
	<p>TK 304 / TK 404 Electromechanical door contact for monitoring the opening of doors. The spring-mounted ball is operated mechanically when the door is closed and thus ensures that the contact operates very reliably. You may adjust the contact inside the forend (adjustment range: 13 mm) Floating (no-volt) changeover contact, incl. 4 m connection cable (TK 404 only) Contact rating: 5 A/30 V Colour: metal-coloured Forend dimensions (W x H x D): approx. 23 x 42 x 3 mm Dimensions of base section (O x D): approx. 18 x 33 mm</p> <p><input type="checkbox"/> TK 304 square forend <input type="checkbox"/> TK 404 square forend, 4m connection cable included</p>	<p>15198304 15198404</p>