

TS 83

—

Easy-action
Door Closer



EASY-ACTION DOOR CLOSER WITH “THINKING” BACKCHECK

Easy to fix and even easier to adjust. The door closer for almost every door size and application.

Decades of experience have gone into the development of the TS 83. The result is user comfort coupled with outstanding versatility. It can be adjusted to suit almost all types of door.

It can even be supplied with additional anti-corrosion protection for exposed applications or aggressive conditions.

Fixing couldn't be easier – and last but not least – it's engineered for excellence.

Certified to ISO 9001.

Plus points

For the trade

- Low inventory costs and reduced stocking requirement thanks to streamlined product range.
- Practical and effective solutions to meet special applications thanks to comprehensive choice of accessories.

For the installer

- Easy to fix.
- Can be “tailored” to the requirements of the door by simple adjustment.
- Just one model for RH (DIN-R, ISO 5) and LH (DIN-L, ISO 6) doors, and for standard and frame/lintel fixing.
- Spring strength range EN 3–6 to suit virtually every application.

For the specifier/architect

- Compact closer design and sturdy flat-form arm assembly.
- Wide range of standard functions supplemented by optional extras.
- Suitable for fire doors.

For the user

- Optimum wall and door protection thanks to “thinking” backcheck.
- Closing speed virtually unaffected by temperature fluctuations.
- Proportionately low opening resistance thanks to high mechanical efficiency.

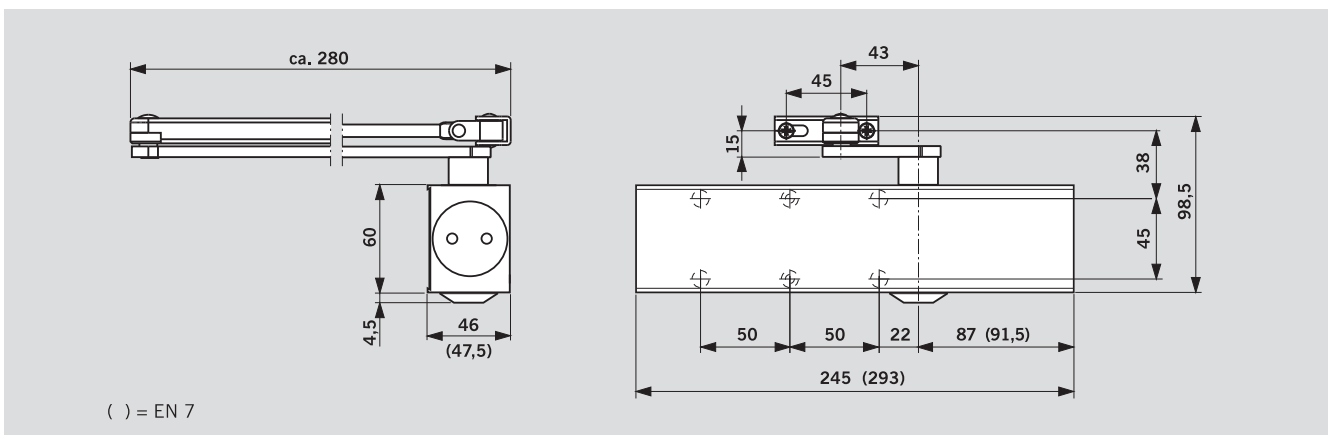
Data and features		TS 83	
		EN 3–6	EN 7
Closing force adjustable	Size		
Standard doors ¹⁾	≤ 1400 mm	●	–
	≤ 1600 mm	–	●
External doors, outward opening ¹⁾	≤ 1400 mm	●	–
	≤ 1600 mm	–	●
For fire and smoke check doors ¹⁾	≤ 1400 mm	●	–
	≤ 1600 mm	–	●
Non-handed		●	●
Arm assembly type	Standard	●	●
	Flatform	●	●
	Slide channel	–	–
Closing force variable by means of adjustment screw		●	–
Closing speed adjustable at 2 separate valves	180° – 15°	●	–
	15° – 0°	●	–
Closing speed variable by means of valve adjustment		–	●
Adjustable latching action	by arm	●	●
Backcheck	self-regulating	●	●
	adjustable at valve	●	●
Delayed action variable at valve		○	–
Hold-open		○	○
Weight in kg		1.7	3.3
Dimensions in mm	Length	245	293
	Overall depth	46	47.5
	Height	60	60
Door closer tested to EN 1154		●	●
CE mark for construction products		●	●

● yes – no ○ optional

¹⁾ For applications involving particularly heavy or wide doors, and doors which have to close against wind resistance, the next highest closer size or a higher spring strength should be applied.



The TS 83 conforms to most recognised international standards and complies with the requirements and/or recommendations of the following: CERTIFIRE approved for fire doors; Ref. CF 118



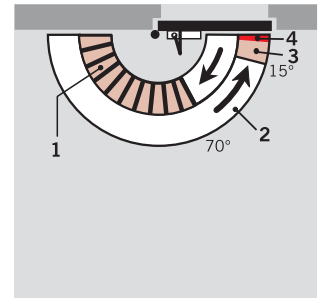
STANDARD AND OPTIONAL FUNCTIONS

With “thinking” backcheck – Model BC/ÖD

Thanks to an innovative design concept, the resistance developed by this backcheck system as the door is opened beyond approx. 70° is directly proportional to door acceleration. It is almost imperceptible when the door is opened slowly. However, if the door is opened hastily, the backcheck responds in equal measure. And if the door should be flung open at

speed – whether deliberately, thoughtlessly, accidentally or as a result of a gust of wind – the backcheck reacts at full strength, protecting the wall and door from damage.

If no backcheck function is required, the system can simply be switched off.

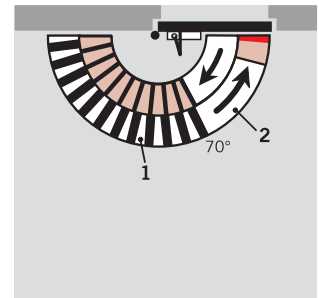
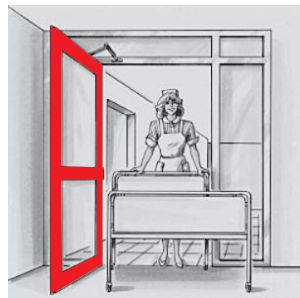


- 1 Self-regulating backcheck
- 2 Infinitely variable closing speed in the range 180° – 15°
- 3 Infinitely variable closing speed in the range 15° – 0°
- 4 Adjustable latch range (by arm)

With additional delayed action – Model BC/ÖD + DC/SV

This model with its additional, integrated delayed action enables the closing cycle to be retarded within an adjustable range from 180° – 70° so that disabled persons, mothers with prams and people carrying bulky items are able to pass through the door without difficulty.

This model can also be used for fire doors.

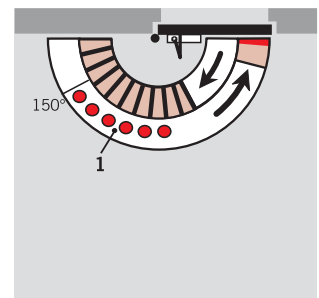
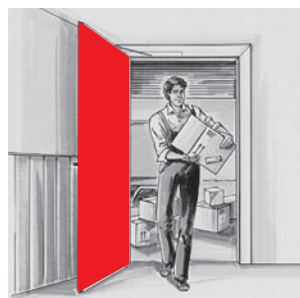


- 1 Adjustable delayed action
- 2 Fully controlled closing with adjustable speed

With hold-open – Model with hold-open arm

Combining the TS 83 with a hold-open arm enables the door to be held open at an appropriate angle (up to approx. 150°).

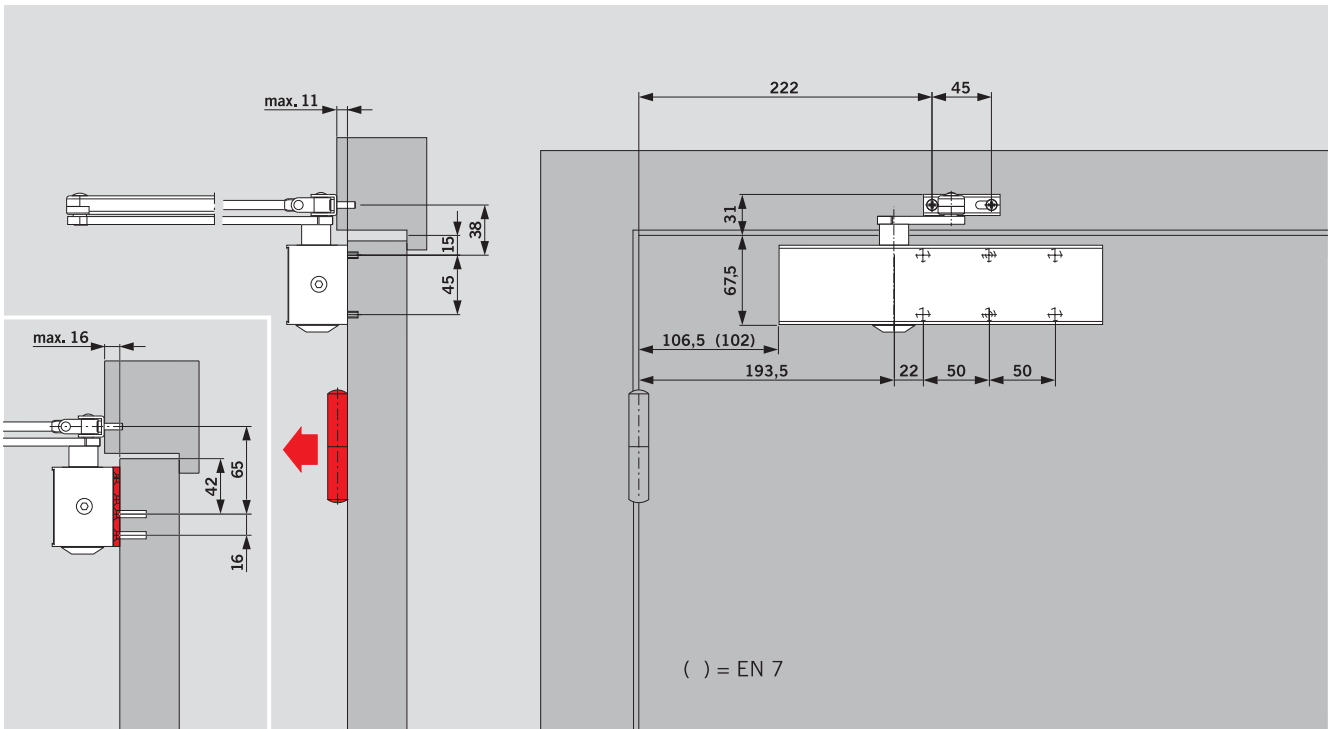
The hold-open function in the standard hold-open arm can be switched on and off by the user by simply pressing a switch.



- 1 Hold-open range

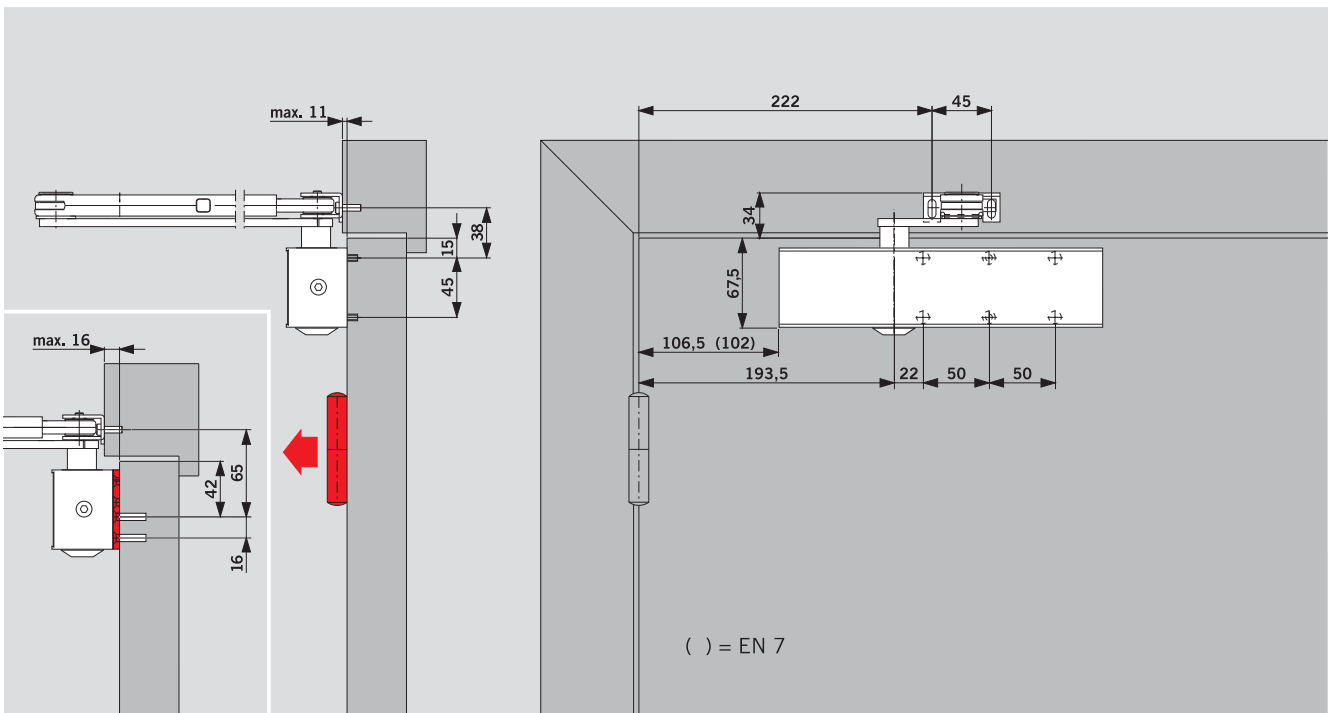
Hold-open arms are not approved for fire and smoke check doors.

DOOR LEAF FIXING, PULL SIDE



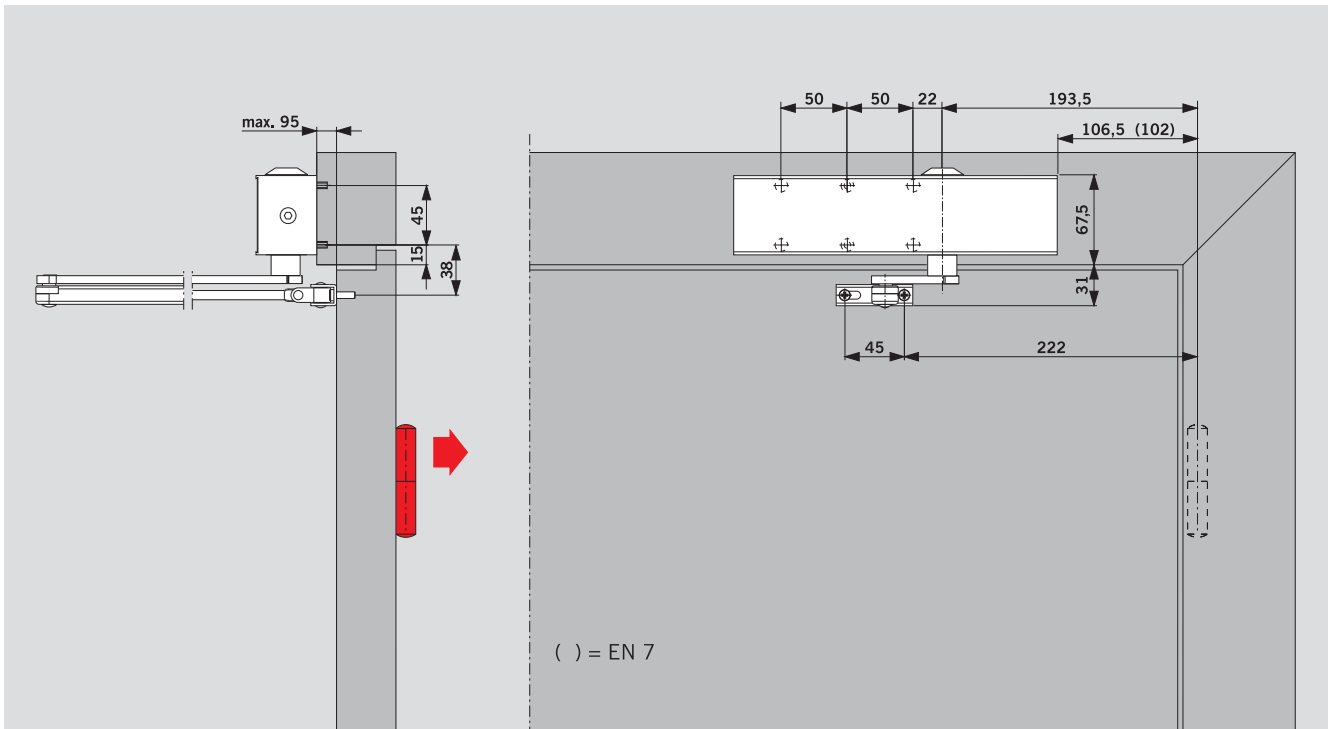
Example shows LH (ISO 6) door; RH (ISO 5) doors mirrored arrangement

DOOR LEAF FIXING WITH HOLD-OPEN ARM



Example shows LH (ISO 6) door; RH (ISO 5) doors mirrored arrangement

TRANSOM FIXING, PUSH SIDE



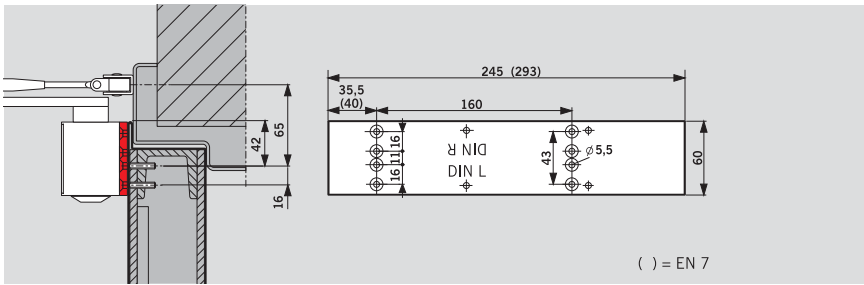
Example shows LH (ISO 6) door; RH (ISO 5) doors mirrored arrangement

In the case of fire doors, door closers may only be transom-fixed where appropriate approval has been obtained in the form of a certificate or test report issued by an accredited testing agency.

Transom fixing:

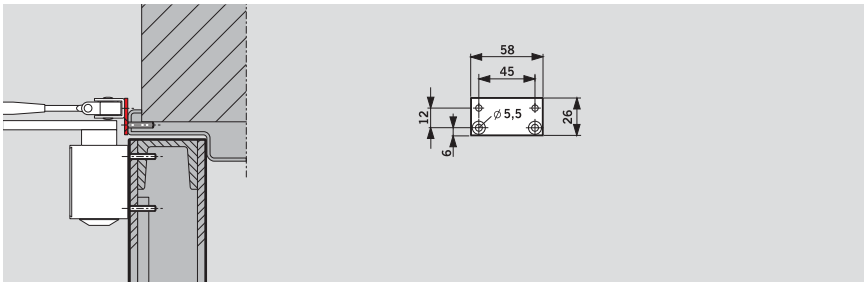
With transom-fixed closers, the backcheck only responds at between 85° and 90°, depending on the depth of reveal and type of door hinge involved; the delayed action, on the other hand, releases the door at an earlier point in its closing sweep.

ACCESSORIES



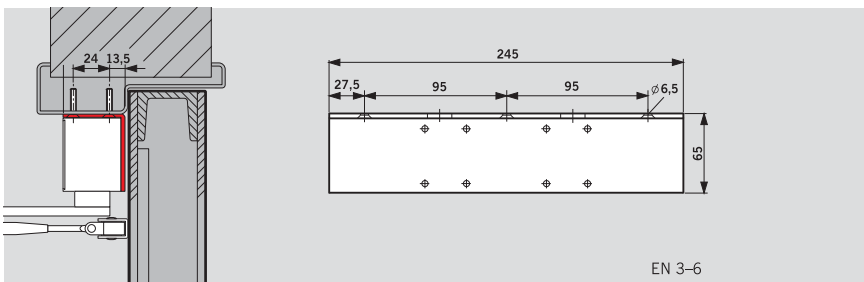
Mounting backplate TS 83

For use with fire and smoke check doors and also as an intermediate plate when direct fixing to the door is not possible; with fixing hole pattern to EN 1154, supplement 1.



Arm bracket adapter plate TS 73 V / TS 83

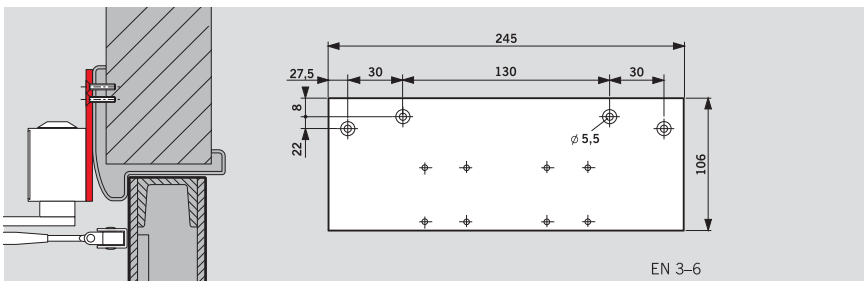
For fixing the arm bracket to particularly narrow door frames.



Angle bracket TS 83

For frame/lintel fixing of the closer on the push side of doors with deep reveals.

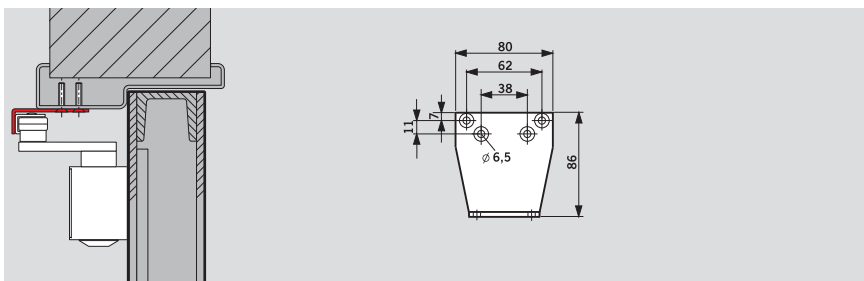
On fire and smoke check doors, proof of suitability required in relation to the individual door concerned.



Drop plate TS 73 V / TS 83

For installation on frame when direct fixing of closer is not possible.

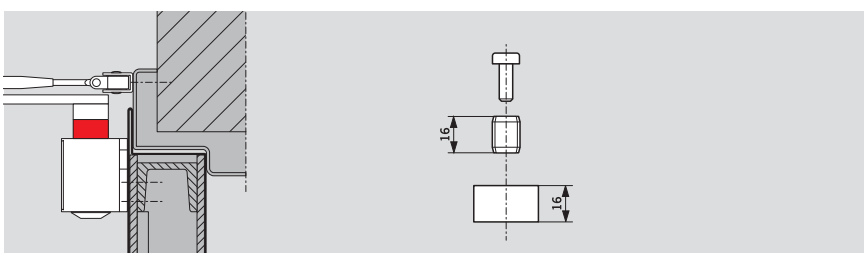
On fire and smoke check doors, proof of suitability required in relation to the individual door concerned.



Parallel arm bracket TS 73 V / TS 83

For parallel arm installation on the push side (see fixing instructions for dimensions).





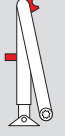
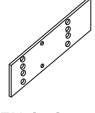

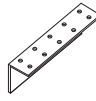
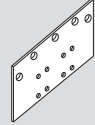

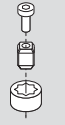
On fire and smoke check doors, proof of suitability required in relation to the individual door concerned.



Spindle extension TS 73 V / TS 83

For increasing the distance between the closer and the arm assembly in the case of doors with a high overlap; 16 mm high.

RANGE OF EQUIPMENT AND OPTIONAL ACCESSORIES

Closer body TS 83 	Standard arm 	Standard arm anti-corrosive type (AC) 	Flatform arm 	Hold-open arm with on/off switch 	Mounting backplate 	Arm bracket adapter plate 	Angle bracket 	Drop plate 	Parallel arm bracket 	Spindel extension 16 mm 
	<input type="checkbox"/> 220023xx		<input type="checkbox"/> 830001xx	<input type="checkbox"/> 220030xx	EN 3-6 380001xx EN 7 830011xx	830014xx	EN 3-6 380003xx	EN 3-6 380002xx	280066xx	83003705
Size EN 3-6 BC/ÖD ■ 380101xx	■ □		■ □	■ □	△	△	△	△	△	△
Size EN 3-6 BC/ÖD + DC/SV ■ 380201xx	■ □		■ □	■ □	△	△	△	△	△	△
Size EN 3-6 BC/ÖD (AC)		■ □ 38030301			△	△	△	△	△	△
Size EN 7 BC/ÖD ■ 830501xx	■ □		■ □	■ □	△	△			△	△

- Body only
- Arm only
- Closer with arm, complete
- △ Optional accessory

xx	Colour
01	Silver
11	White (RAL 9016)
09	Special colour

* Anti-corrosion protected closers and arms available in silver (01) only.

SPECIFICATION TEXT

TS 83 EN 3 – 6

Rack and pinion door closer; with adjustable power size EN 3 – 6, according to EN 1154, carries the CE mark, integral self-regulating backcheck; closing speed adjustable in two independent ranges and adjustable latch action. Non-handed.

- Model**
- with additional, adjustable delayed action
 - anti-corrosion protected (AC)
 - with standard arm
 - with flatform arm
 - with hold-open arm with switch

Accessories

Colour

- silver
- white (sim. to RAL 9016)
- special colour (sim. to RAL)

Make

DORMA TS 83

TS 83 EN 7

Rack and pinion door closer; with power size EN 7, according to EN 1154, carries the CE mark, integral self-regulating backcheck; adjustable closing speed and adjustable latch range. Non-handed.

- Model**
- with standard arm
 - with flatform arm
 - with hold-open arm with switch

Accessories

Colour

- silver
- white (sim. to RAL 9016)
- special colour (sim. to RAL)

Make

DORMA TS 83



DORMA India Private Limited
14 Pattullous Road
CHENNAI - 600 002
INDIA
Phone +91 44 2855 9192
Fax +91 44 2858 5096
www.dorma.com/in