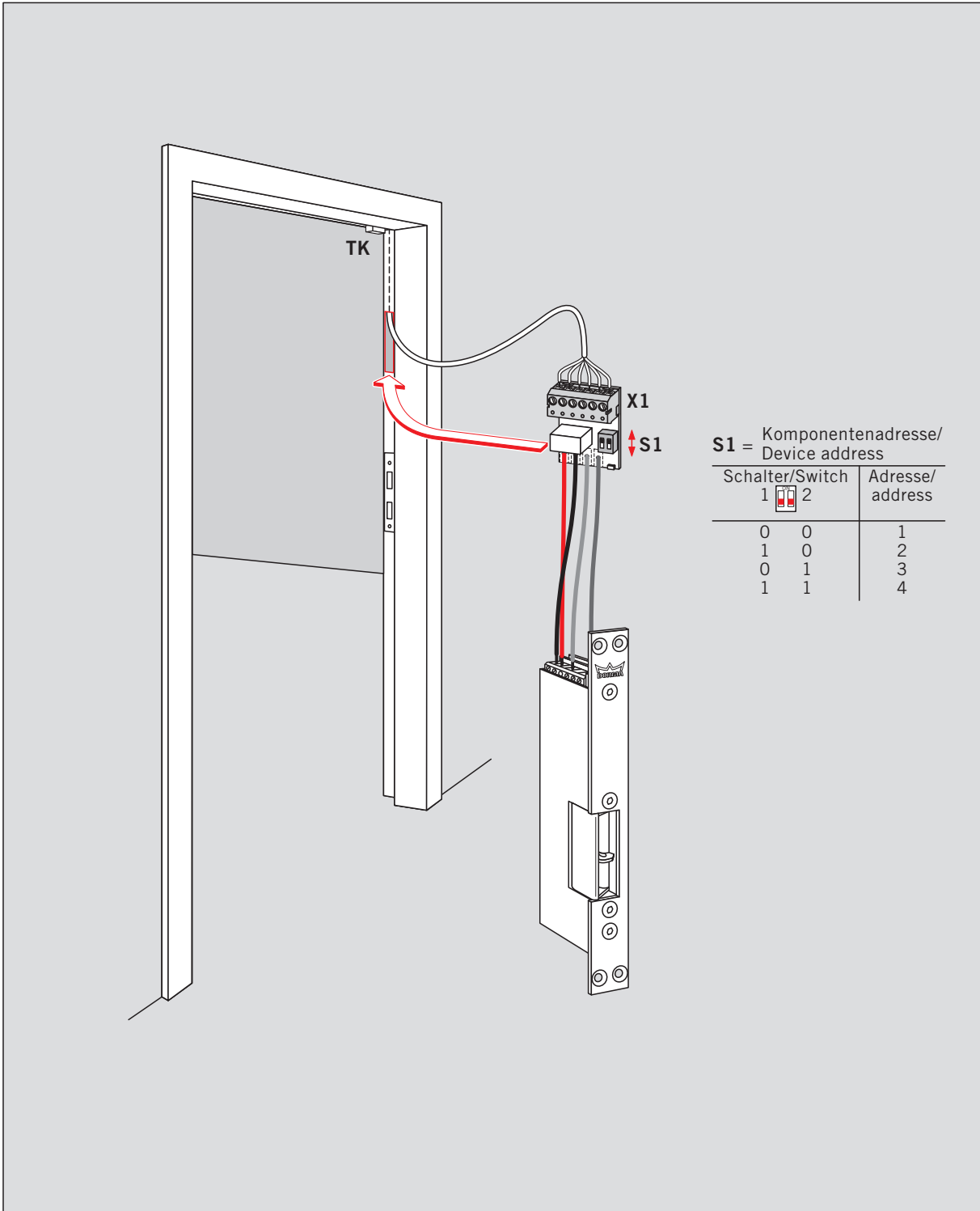

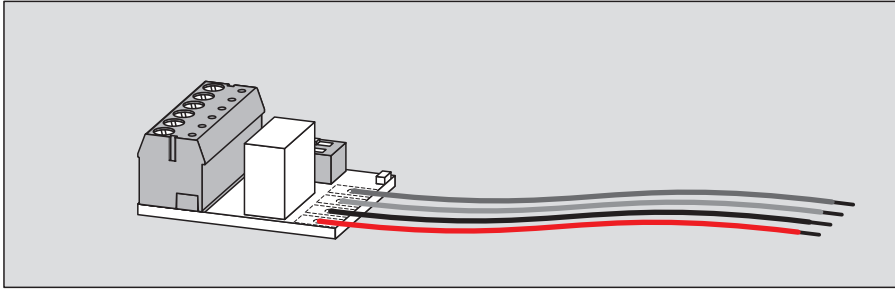
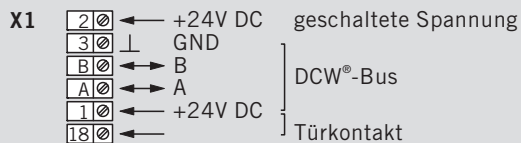


WN 058240-45932  
02/12



### Beschaltung und Beschreibung Universal DCW® Adapter

D



**S1** Mikro-Schalter zur Einstellung der Komponentenadressen



#### LED DCW®-Bus:

LED an = Busverbindung OK;

LED aus = keine Spannung oder Busverbindung.

#### Kabel zur Türverriegelung:

rot (rt) - 24V geschaltete Spannung für TV-Magnet

schwarz (sw) - GND geschaltet für TV-Magnet

blau (bl) - GND

braun (br) - Ankerkontakt

#### Technische Daten:

Betriebsspannung: 24V DC (DCW®-Bus)

Stromaufnahme TV-DCW-Adapter: 20mA

+ Stromaufnahme mit TV50x 24V: 58mA

oder

+ Stromaufnahme mit TV50x 24V NF: 58mA

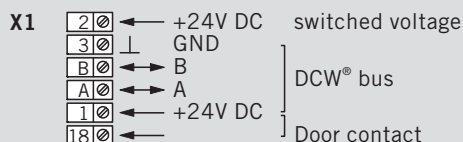
oder

+ Stromaufnahme mit 332 24V: 100mA

Temperaturbereich: 0°C bis 50°C

### Terminal connections and description Universal DCW® Adapter

GB



**S3** Micro-switches for setting the device address.



#### LED DCW® bus:

LED on = bus connection is OK;

LED off = no power supply or bus connection.

#### Cable to door locking element (TV):

red (rt) - 24V switched voltage for magnet

black (sw) - GND switched for magnet

blue (bl) - GND

brown (br) - anchor contact

#### Technical data:

Power supply: 24V DC (DCW® bus)

Current input TV-DCW-Adapter: 20mA

+ Current input with TV50x 24V: 58mA

or

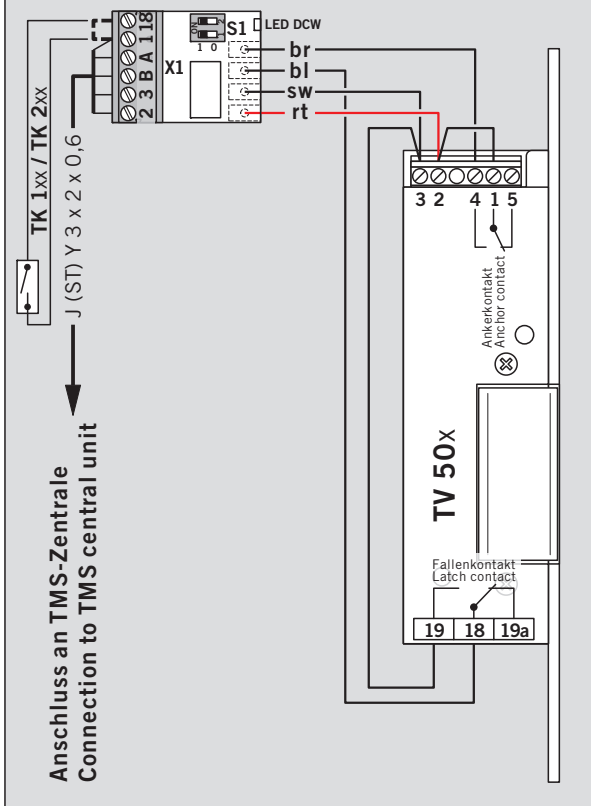
+ Current input with TV50x 24V NF: 58mA

or

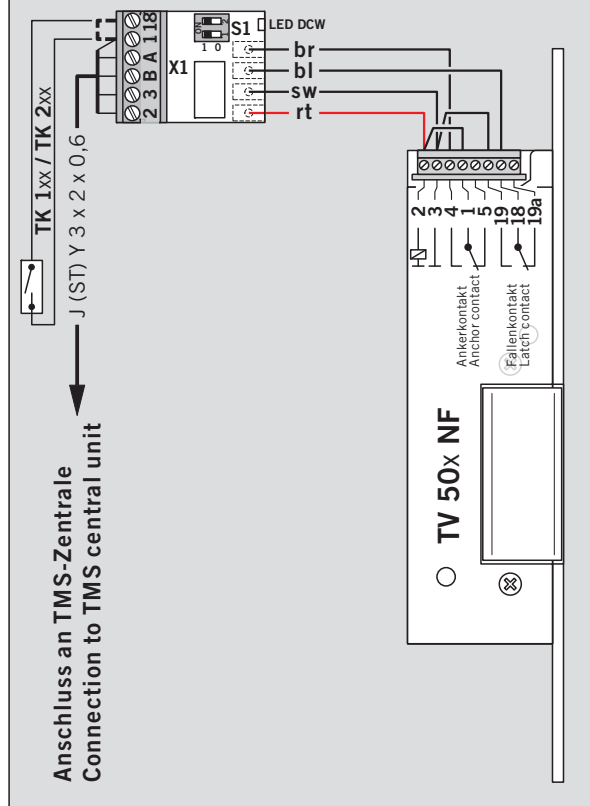
+ Current input with 332 24V: 100mA

Temperature range: 0°C to 50°C

**TV 50x + Universal DCW® Adapter**



**TV 50x NF + Universal DCW® Adapter**



**Fluchttüröffner + Universal DCW® Adapter**

