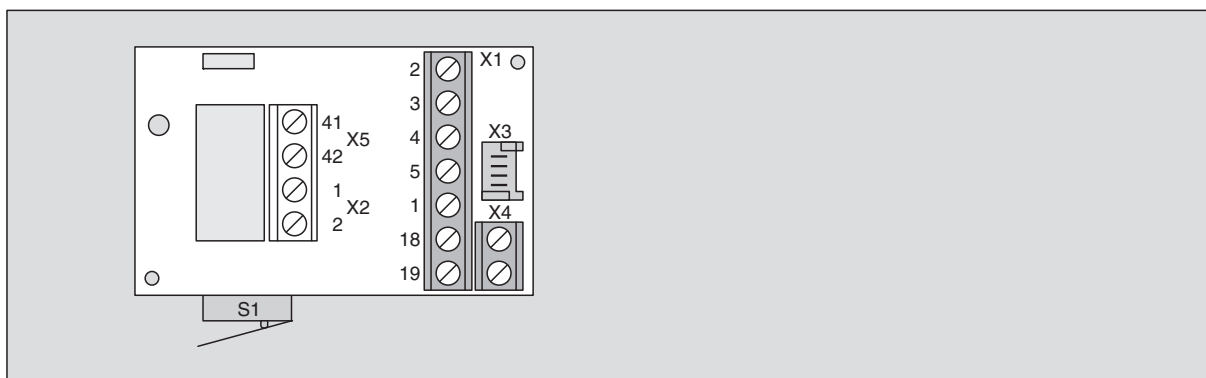
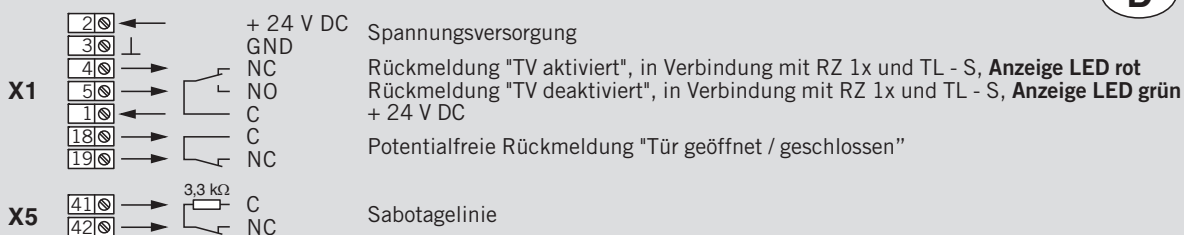
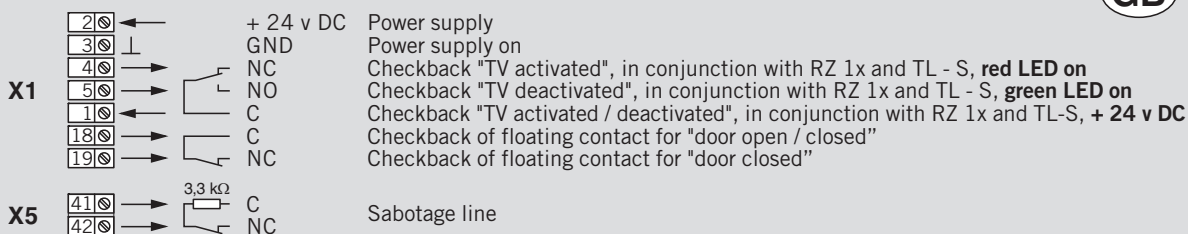
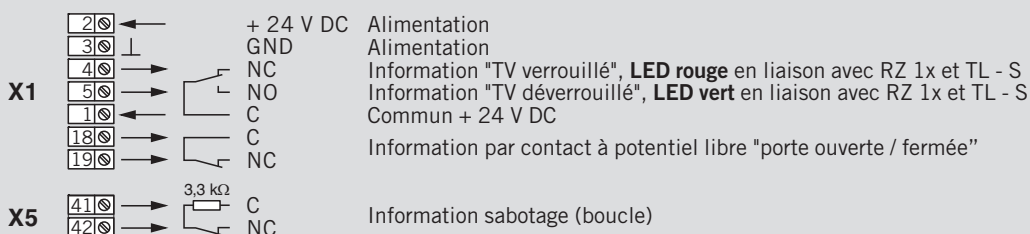


WN 055556-45632
10/11

Beschaltung TV 1xx
D

Technische Daten:

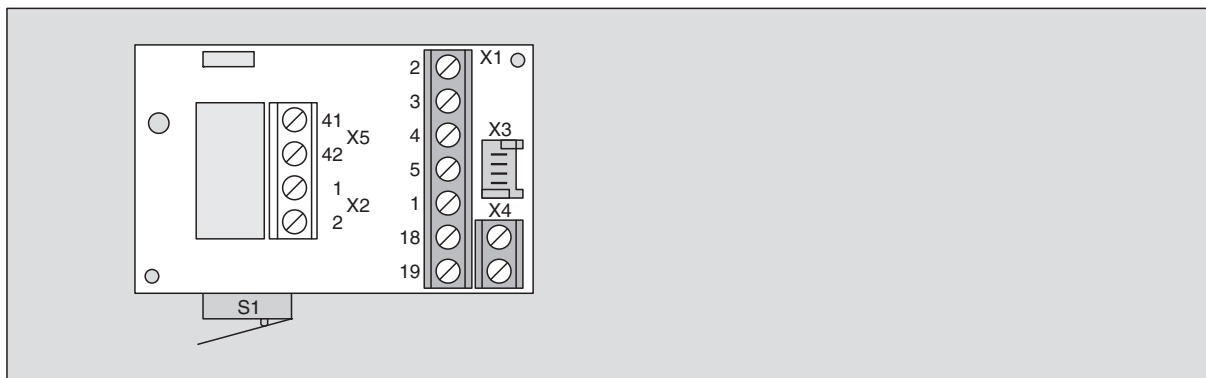
| | |
|-----------------------|--|
| Nennspannung: | 24 V DC, +15/-10% |
| Stromaufnahme: | ca. 250 mA |
| Kontaktbelastbarkeit: | 24 V / 500 mA (Türkontakt) |
| | 24 V / 10 mA (Sabotagelinie mit 3,3 kΩ Widerstand abgeschlossen) |
| | 24 V / 1 A (Rückmeldung "gesichert / entsichert") |

Terminal connections TV 1xx
GB

Technical data:

| | |
|------------------|--|
| Voltage rating: | 24 v DC, +15/-10% |
| Current input: | approx. 250 mA |
| Contact ratings: | 24 v / 500 mA (Door contact) |
| | 24 v / 10 mA (Sabotage line with 3,3 kΩ terminal resistor) |
| | 24 v / 1 A (Checkback "activated / deactivated") |

Branchement TV 1xx
F

Caractéristiques techniques:

| | |
|---------------------|---|
| Alimentation: | 24 V DC, +15/-10% |
| Intensité: | environ 250 mA |
| Pouvoir de coupure: | 24 V / 500 mA (Contact de porte) |
| | 24 V / 10 mA (Boucle de sabotage - résistance 3,3 kΩ) |
| | 24 V / 1 A (Etat du verrouillage) |



Cablaggio TV 1xx

I

| | | | | |
|-----------|----|---|-----------|--|
| | 2 | ← | + 24 V DC | Tensione di alimentazione |
| | 3 | ⊥ | GND | Terra |
| X1 | 4 | → | NC | Contatto "TV attivato", in collegamento con RZ 1x e TL - S, LED rosso |
| | 5 | → | NO | Contatto "TV disattivato", in collegamento con RZ 1x e TL - S, LED verde |
| | 1 | ← | C | Contatto "TV attivato / disattivato", in collegamento con RZ 1x e TL-S, + 24 V DC |
| | 18 | → | C | Contatto privo di potenziale "porta aperta / chiusa" |
| | 19 | → | NC | Contatto privo di potenziale "porta chiusa" |
| X5 | 41 | → | 3,3 kΩ C | Linea di sabotaggio |
| | 42 | → | NC | |

Dati tecnici:

| | |
|----------------------------------|---|
| Tensione nominale: | 24 V DC, +15/-10% |
| Assorbimento di corrente: | ca. 250 mA |
| Carico ammissibile sul contatto: | 24 V / 500 mA (Contatto della porta) |
| | 24 V / 10 mA (Linea di sabotaggio con 3,3 kΩ di resistenza) |
| | 24 V / 1 A (Gegnalazione "bloccato / sbloccato") |

Bedrading TV 1xx

NL

| | | | | |
|-----------|----|---|-----------|--|
| | 2 | ← | + 24 V DC | Spanningsverzorging |
| | 3 | ⊥ | GND | Spanningsverzorging |
| X1 | 4 | → | NC | Terugmelding "TV vergrendeld", in verbinding met RZ 1x en TL - S, LED aanduiding rood |
| | 5 | → | NO | Terugmelding "TV ontgrendeld", in verbinding met RZ 1x en TL - S, LED aanduiding groen |
| | 1 | ← | C | Terugmelding "TV vergrendeld / ontgrendeld", in verbinding met RZ 1x en TL-S, + 24 V DC |
| | 18 | → | C | Potentiaalvrije terugmelding voor "deur open / dicht" |
| | 19 | → | NC | Potentiaalvrije terugmelding voor "deur dicht" |
| X5 | 41 | → | 3,3 kΩ C | Sabotagelijijn |
| | 42 | → | NC | |

Technische gegevens:

| | |
|------------------------|---|
| Aansluitspanning: | 24 V DC, +15/-10% |
| Stroomopname: | ca. 250 mA |
| Kontaktbelastbaarheid: | 24 V / 500 mA (Deurkontakt) |
| | 24 V / 10 mA (Sabotagelijijn met 3,3 kΩ weerstand afgesloten) |
| | 24 V / 1 A (Terugmelding "vergrendeld / ontgrendeld") |