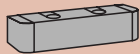
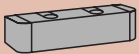
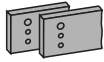
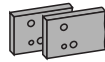




























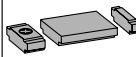
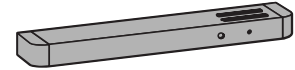


En dörrkoordinator enligt detta system består alltid av en glidskena för aktiv dörr och en glidskena för passiv dörr samt en täckkäpesats.			 EN 2 – 5 ■ 120200xx <sup>1)</sup> EN 5 – 7 ■ 125200xx <sup>1)</sup>	 EN 2 – 5 ■ 120300xx <sup>1)</sup> EN 5 – 7 ■ 125300xx <sup>1)</sup>	 184500xx	 183100xx
Produktbeskrivning, se sidan			6	7	25	25
<b>GSR</b>  G 93 SR-G/0 □ 18400000      G 93 SR-S □ 18430000	14	 2x 		#		
<b>GSR-EMF 1</b>  G 93 SR-G □ 18410000      G 93 SR-S/EMF □ 18440000	15	 2x 		#		
<b>GSR-EMF 2</b>  G 93 SR-G/EMF □ 18420000      G 93 SR-S/EMF □ 18440000	15	 2x 		#		
<b>GSR-EMF 1G</b>  G 93 SR-G/EMF □ 18420000      G 93 SR-S □ 18430000	15	 2x 		#		
<b>GSR/BG</b>  G 93 SR-G/0 □ 18400000      G 93 SR-S/BG □ 18170000	18		 2x 		#	
<b>GSR-EMF 1/BG</b>  G 93 SR-G □ 18410000      G 93 SR-S/EMF/BG □ 18180000	19		 2x 		#	
<b>GSR-EMF 2/BG</b>  G 93 SR-G/EMF/BG □ 18200000      G 93 SR-S/EMF/BG □ 18180000	19		 2x 		#	
<b>GSR-EMF 1G/BG</b>  G 93 SR-G/EMF/BG □ 18200000      G 93 SR-S/BG □ 18170000	19		 2x 		#	

Vinkelkonsol till GSR/BG	Sockel RMZ-K/S	Monteringsplatta till sockel RMZ-K/S	Vridlager	Öppningsbegränsning
 183200xx	 180700xx <sup>1)</sup>	 184600xx	 3590xx07	 35800093
25	23	25	26	8
			#	#
	#	#		
	#	#		
	#	#		
#			#	#
#				
#				
#				

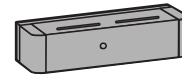
### Rökdetektorsystem

**RMZ-K**  
180619xx<sup>1)</sup>



**RMZ-S**  
180618xx<sup>1)</sup>

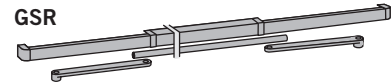
**RM**  
3570xx88<sup>1)</sup>



Produktbeskrivning, se sidan 22

### Täckkåpesats med armar

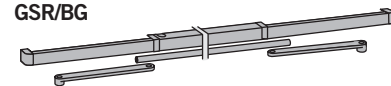
#### GSR



Dörrbredd mm	Täckkåpesats	Order-nr
1220–1350	G 93 SR-VK <sup>2)</sup>	182110xx <sup>1)</sup>
1350–2500	G 93 SR-V	182111xx <sup>1)</sup>
2500–3200	G 93 SR-VL	182112xx <sup>1)</sup>

<sup>2)</sup>Med korta stängararmar, 320 långa

#### GSR/BG



Dörrbredd mm	Täckkåpesats	Order-nr
1500–2500	G 93 SR-V/BG	182200xx <sup>1)</sup>

■ = Separat stängare

□ = Separat glidskena

# = Tillbehör

#### Färg xx

Silver	01
Mörkbrun	03
Vit (RAL 9016)	11
Vit (RAL 9010)	10
Specialfärg	09

<sup>1)</sup> Finns även i Rostfri 04  
design-utförande: Polerad mässing 05

Med "design" avses produktens ytbehandling