

Standard training request

The need for a standard training can be requested immediately via the dormakaba Learning Portal

Step 1:

The direct link on our training website will take you directly to the desired course:

The screenshot shows the dormakaba Learning Portal interface. The top navigation bar includes 'Electronic Access & Data', 'Mechanical Key SYS', 'Entrance SYS', 'Door Hardware', and 'Interior Glass SYS'. The main content area is titled 'Training Entrance Systems Control' and features a breadcrumb trail: 'Home > Entrance SYS > Entrance Systems Control > Classroom Training > Control ETS22cc with Pavis >'. The course title 'Control ETS22cc with Pavis' is prominently displayed, accompanied by a thumbnail image of a circuit board. Below the title, there is a table with the following details:

Training content	- Control ETS22 (purpose, structure, and function) - Hardware concept ETS22cc - Software concept ETS22 - Design and operation of "Pavis" parameterization and visualization software - Programming and parameterization of systems with Pavis - Introduction to the network structure
Training goal	Professional connection of the ETS22 hardware's inputs and outputs. Professional installation of the control and system software. Professional programming and parameterization with Pavis.
Target group	Filters, service technicians
Requirements	Completed training as a mechatronics engineer, electrician or industrial mechanic/locksmith with additional qualification as a qualified electrician.
To bring along	See "General information".
Duration	1 day
Time	08:30 - 17:00
Number of participants	Min. 4, Max. 8


A hand cursor points to the course title 'Control ETS22cc with Pavis'. An arrow points from this title to the right, where a smaller screenshot shows the course details page. This page includes a link for further information: <https://www.dormakaba.com/training/entrance-sys/entrance-systems-control/classroom-training/control-ets22cc-with-pavis>, a duration of 8 hours, and an 'Assign to Me >' button. A hand cursor points to the 'Request a Class >' link in the 'You may also:' section.


Step 2:

Request a class:


The screenshot shows the 'ETS22 Training (PAS)' course details page. The page features a thumbnail image of a circuit board and a person at a computer. The course title is 'CLASSROOM PAS_ETS22'. Below the title, it is identified as an 'Instructor-led Course'. A link for 'Questions? Contact tech.academy@dormakaba.com' is provided. The main content area includes a link for further information: <https://www.dormakaba.com/training/entrance-sys/entrance-systems-control/classroom-training/control-ets22cc-with-pavis>, a duration of 8 hours, and a '6 categories more' dropdown menu. At the bottom, there is an 'Assign to Me >' button and a 'You may also:' section with links for 'Request a Class >' and 'Recommend >'. A hand cursor points to the 'Request a Class >' link.


There are already courses and you would like to request another date?:

ETS22 Training (PAS) 




CLASSROOM PAS_ETS22

 Instructor-led Course


 Questions? Contact tech.academy@dormakaba.com

For further information please copy the following link in your web browser:
<https://www.dormakaba.com/training/entrance-sys/entrance-systems-control/classroom-training/control-ets22cc-with-pavis>


8 HOUR(S)
DURATION


6 categories more 

[Assign to Me >](#) You may also: [Register Now >](#) [Recommend >](#)




Scroll down, a new course can be requested:

 **REQUEST A CLASS**

Need By Date: 
(d/MMM/yyyy)

Preferred Region: 

Preferred Location: 

Comments:

[Request](#)

Step 3:

Fill in the request form:

- Need By Date: until when is the training needed
- Preferred Region: Should the training take place in Bühl - Select Germany
- Preferred Location: Bühl

- **Comments:**
Please enter the number of participants here. Further details can also be noted here:

Registration ?

ETS22 Training (PAS) ⓘ
CLASSROOM PAS_ETS22
Item Description: For further information please copy the following link in your web browser:
<https://www.dormakaba.com/training/entrance-sys/entrance-systems-control/classroom-training/control-ets22cc-with-pavis>

> CURRENT REGISTRATION

> AVAILABLE CLASSES

∨ REQUEST A CLASS

Need By Date: ⓘ
(d/MMM/yyyy)

Preferred Region: ▾

Preferred Location: ▾

Comments:

Step 4:

Submit request form - the request button will transfer the request to the system.

As soon as the minimum number of participants (4 participants) is reached, a course offer will be made.

NOTICE:

Individual training will requested via the Individual Request Form on our training website: [Individual Training \(dormakaba.com\)](https://www.dormakaba.com/training/entrance-sys/entrance-systems-control/classroom-training/control-ets22cc-with-pavis)