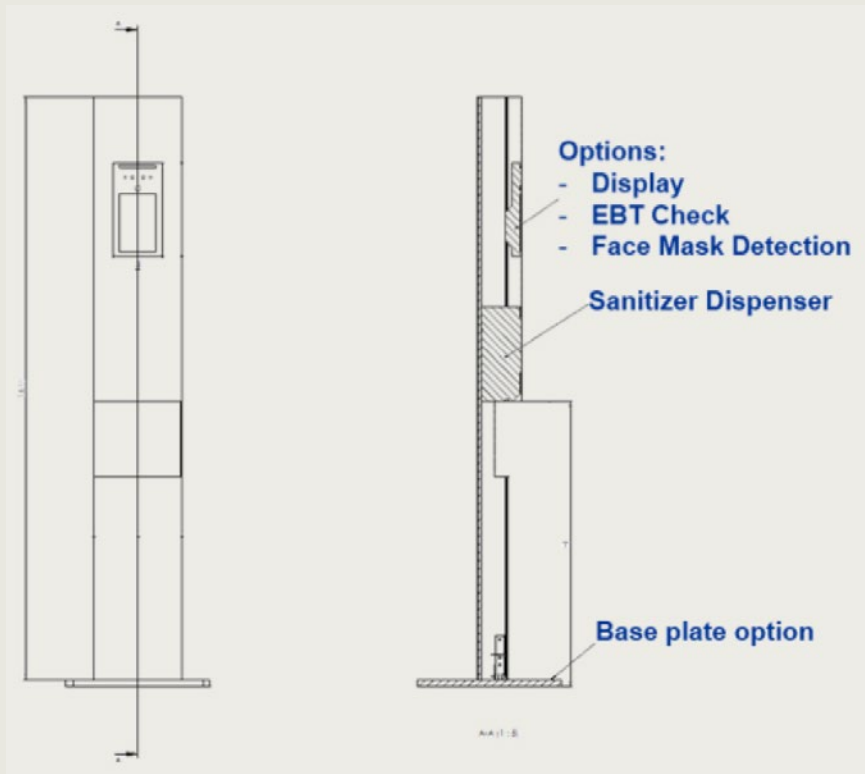


Key features

- Ergonomic design to ensure ease of sanitizing for both hands, and at the right height, also for visual display
- Slim aluminum core post design based on dormakaba structural engineering to ensure aesthetics and rigidity
- Basic dispenser holds up to 1.5 months of sanitizer for 30 people
- Dispenser can release and activate entrance wirelessly
- Optional EBT sensor with display
- Optional face mask detection
- Optional counting of passages with limit control



Specifications

Tower

- H1300mm (up to H 1700mm with add-ons) x W242mm x D121mm
- Mounted on finished floor without exposed fittings
- Optional base plate for free-standing placement: 400mm x 400mm
- Standard matt coated solid metal casing
- Cover easily opens for replacement of sanitizing fluids
- Functional aluminum core profile
- Basic configuration for indoor usage

Dispenser

- Automatic activation via proximity sensor
- Power 4 x C Batteries (AC power supply optional)
- Capacity 1000 ml
- Suitable sanitizers: quick dry liquids, e.g. ethanol-based
- Dosage 0.8 – 1ml
- Wireless activation signal output option, with 24V wireless receiver compatible with most conventional automated entrances
- Wireless range of up to 10m in the open


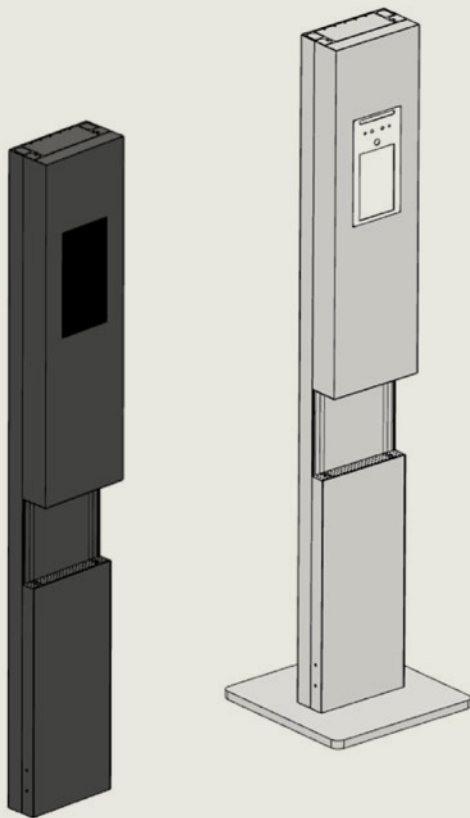


Enhanced Control Unit with Display Option

- For concise visual informative cues and feedback, as well as adjustment of settings
- 8-inch LCD display with capacitive touchscreen
- 800 x 600 resolution, display area: 163 mm x 123 mm
- ARM Cortex CPU platform
- Working temperature: -20°C ~ +70°C
- Power: 240V AC/DC SMPS
- Optional impulse counting and limit control



Any questions? We would be happy to answer any questions you may have.



Safe Checkpoint Tower

Flexible modular health check for entrances

To confront today's new challenges to manage entrances for the health and safety of all occupants, the Safe Checkpoint Tower is a solution that allows for easy integration of various technologies and applications in one standalone unit that can be easily added wherever and whenever needed on a pedestal, or retrofitted permanently on finished floors.

The modular system

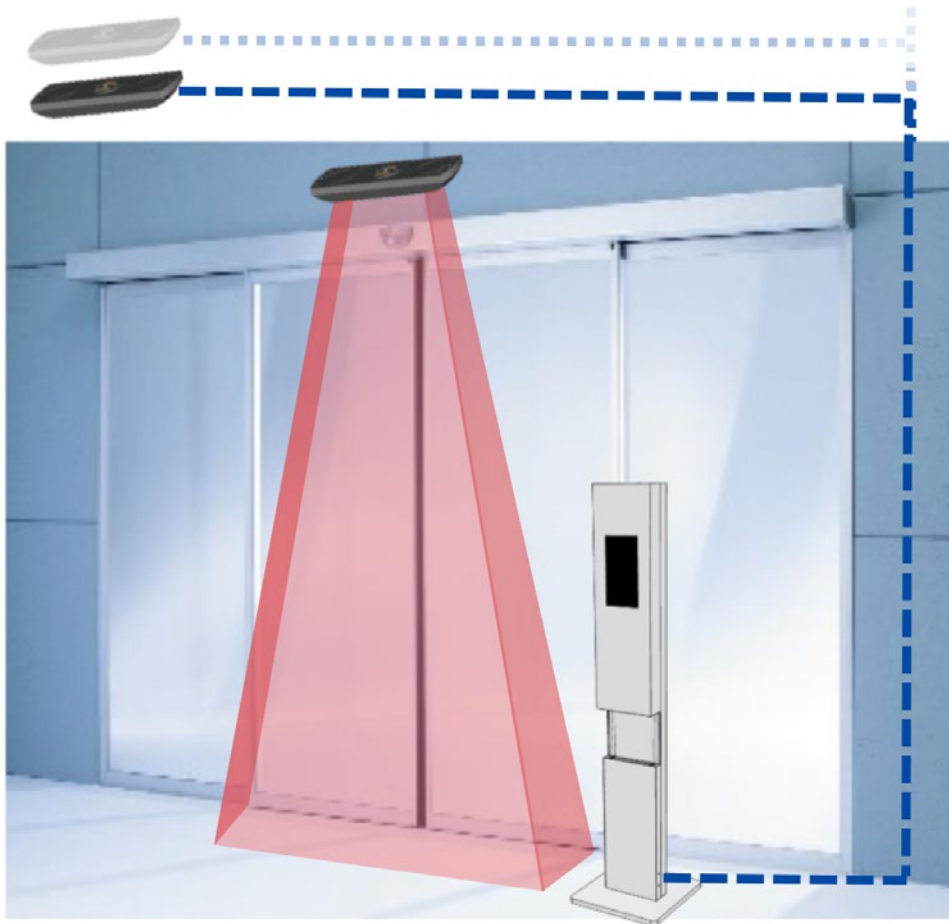
The Safe Checkpoint Tower comes with four optional functionalities to choose from:

- Hand sanitizer dispenser
- Elevated Body Temperature (EBT) check
- Face mask detection
- Crowd prevention

The flexibility

The Safe Checkpoint Tower can be easily added to existing automated entrances and security barriers/gates, either as wireless battery-operated unit with basic functions or for full functionality with cabling AC power supply.

Safe Checkpoint Tower: Crowd Control Option



Features

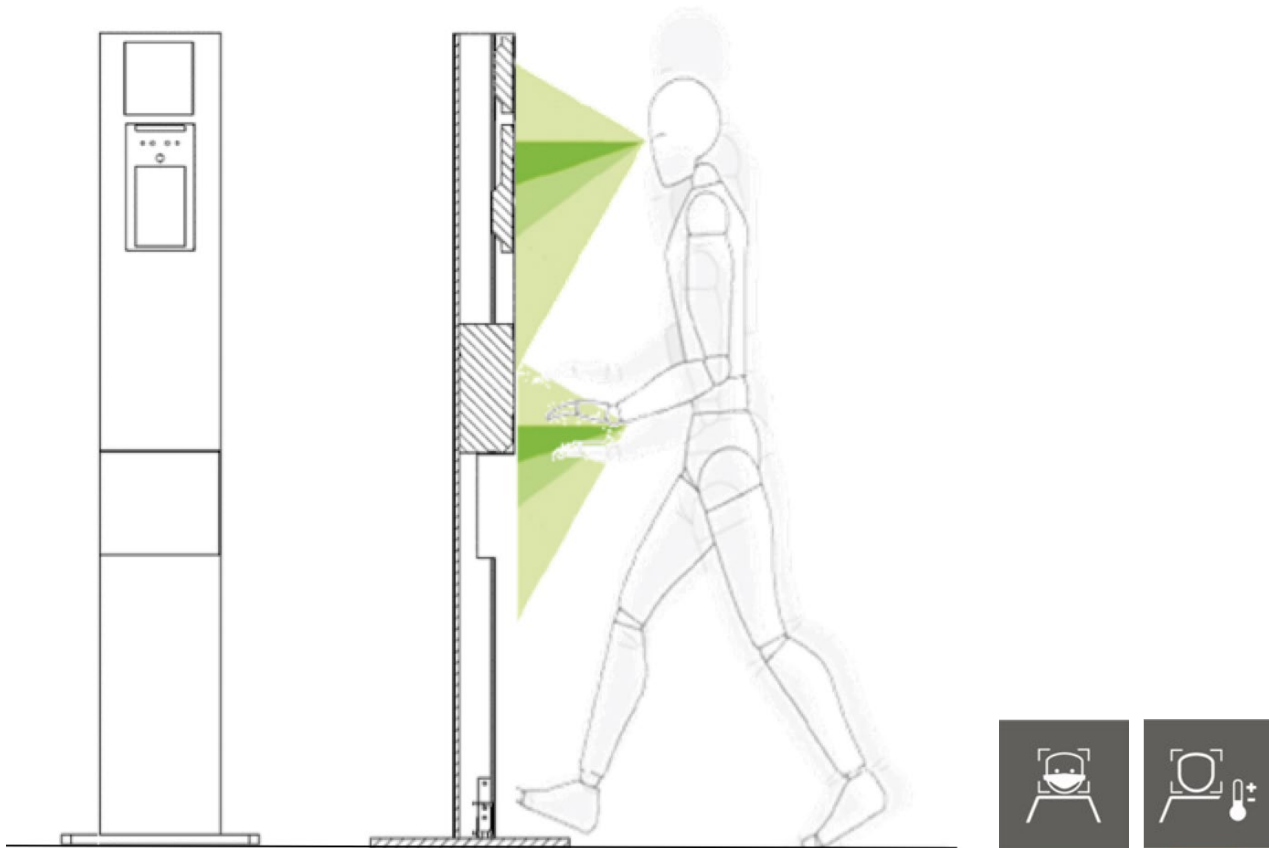
- Real time capture of occupancy to prevent over-crowding as well as demand-based resource deployment
- High Density Time-of-Flight Technology (ToF) for highly accurate >95% people counting accuracy
- Small compact housing design suitable for outdoor installation
- Integrated processor for signal processing and counting
- Easy installation using only 2 screws without any adjustment work
- Just one sensor per entry/exit point required. Modular expandability to network multiple sensors from various entry/exit points. Depending on complexity, server backend may be required
- No dependency from low ambient light. Even in darkness the sensor will deliver accurate counting results.

Hardware

- Less than 205 x 145 x 65
- IP rating suitable for outdoor installation
- Power supply 24 VDC, or PoE
- Nominal 6 W
- Required lighting 0 LUX
- Min. installation height < 2.0 m to allow people to pass upright underneath the sensor

Safe Checkpoint Tower:

Elevated Body Temperature (EBT) and Face Mask Detection Option



Features

- Automatic EBT and face mask screening assistance to support and expedite existing manual inspection procedures
- Elevated body temperature detection:
 - measurement deviation of $\pm 0.3^{\circ}\text{C}$
 - measurement distance of 30 – 50cm
 - Operational environment: 20-30 $^{\circ}\text{C}$ indoors, free from direct thermal influences such as sunlight, fan, climate control, etc.
 - Temperature evaluation speed: <3 sec
- Mask detection and face positioning for temperature detection via high resolution CMOS sensor camera
- Mask detection using AI facial recognition algorithm
- 8-inch touch screen with 400 lux, which offers high visibility under strong and direct light
- Network interface for data integration flexibility

EBT check is for reference only.

Hardware

- 8-inch IPS Touch LCD
- High Resolution Low Light Camera
- 900MHz AI CPU
- 512MB RAM
- Infrared sensor array for temperature sensing
- 240V AC/DC SMPS
- Working Humidity: ≤ 90

Disclaimer

Skin surface based EBT measurement technologies are recommended only for preliminary condition check. Further tests are required to determine a person's real health condition. The absence of EBT is not a test or confirmation that the person does not have or carry any disease. The use of EBT as well as any other technology capturing personal and/or health information data is subject to different national laws regulating, limiting or prohibiting its capture and/or use and/or storage. The operator of such system is solely responsible for its compliance.