



Touch to Touch-less Good for Hygiene. Good for You

Hygiene is one of the most important things in our lives - from city planning, facilities management and private living.

Even your door can make the difference when it comes to a clean and hygienic surrounding. Which is why: there are regular restaurants and then there are 'clean restaurants'. There are schools and then they are academic institutions which are healthy and well sought-after.

Touch free access not only creates a pleasant ambiance - where you feel safe and welcomed, but it ensures utmost Hygiene - especially when opening doors. For instance even when leaving the restroom, clean hands stay comfortably clean due to 'touch free' door opening made possible through a sensor control called the 'Magic Switch'.

Touch free access is crucial especially at healthcare facilities that strive to maintain a high level of Hygiene as well as in high contact public places such as restaurants, schools, utility buildings, offices and restrooms.



Barrier-Free & Hygienic Control of Automatic Doors

Ideal for healthcare and public spaces



What makes the Magic Switch special?

- The MAGIC SWITCH is an intentional contactless microwave sensor.
- Its main use are hygienic applications where the lack of contact with the sensor is required and also comfort reasons in hospital environments, hotels, restaurants, in the retail and pharmaceutical industries and in logistics.
- Contact-free switch for convenient activation of entrances
- With strict hygiene and design requirements
- Low energy costs
- Flexible installation on wall, door and glass



910TC TOUCHLESS SWITCH
Gesture control with secondary Normally Open (NO) mechanical switch.



Energy
12-24VDC
50/25mA

Range
1" to 2" (30mm - 50mm)

Switch Mode
Momentary


Switch Configuration
SPDT

Warranty
2 Year Limited Warranty

Single-action door with ED 250 drive.
Combined with a touch-less sensor switch



Double-leaf door with ED 250 Swing Door
Combined with an elbow pushbutton



Automatic Revolving door with KT Flex Drive combined
with a motion sensor



Automatic folding door FFT. Combined with a foot
sensor with a max load of 500 kg comes to use, wherever
the activation by hand is not desired.



Automatic Sliding door combined with an overhead
motion sensor



Hands-free access through mechanical doors with a
foot pull-handle combined with an overhead door closer



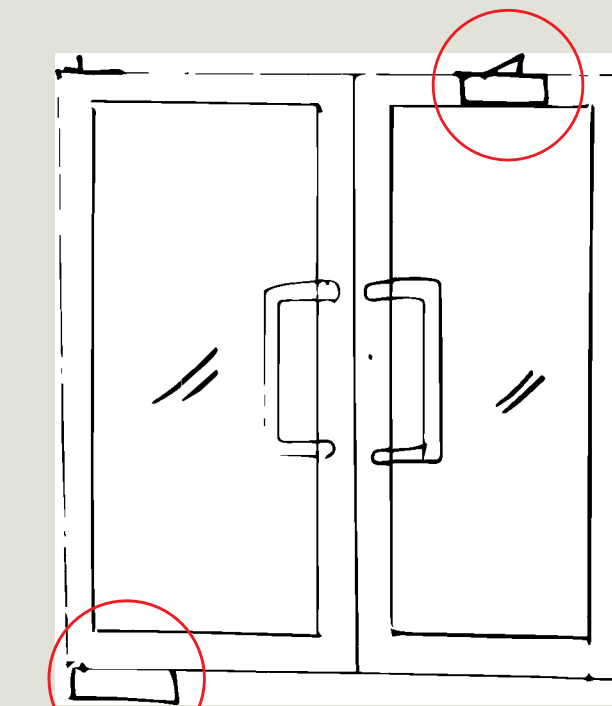
Open:
Pull the door with your foot



Close:
Door closer conveniently
shuts the door behind you

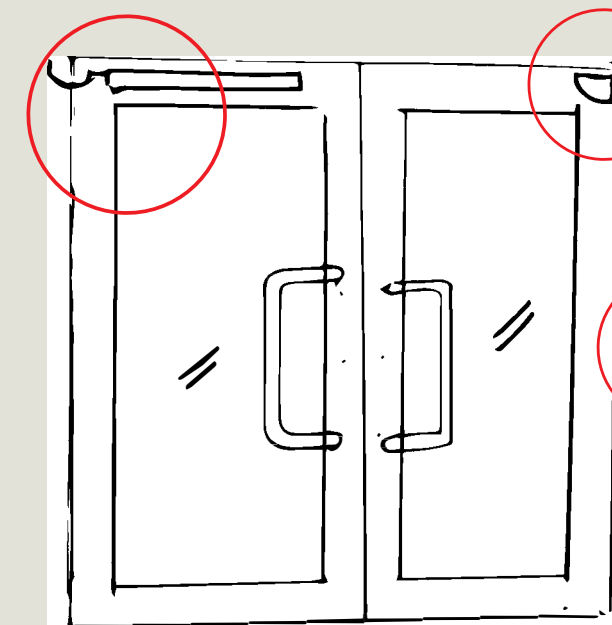
How to convert a Mechanical Door to a completely touch-less Automatic Door

In 24 hours



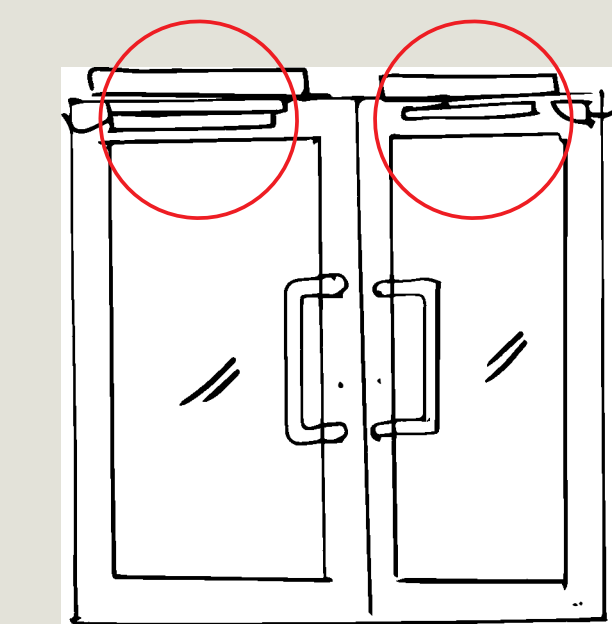
STEP 1

Remove Mechanical Door Closers



STEP 2

Install Safety Sensors and
Touch-less sensor switch



STEP 3

Install Automatic Swing Door
Operators

Service



Installation



Commissioning




Extended Warranty



Preventive Maintenance



Spare Parts



Repairs



Modernisation



Technical Support



Contact dormakaba Service
info.mea@dormakaba.com