



Digital Mortise Lock

ML 550

The ML Series is an electronic door lock featuring European standard size lock body. Its mortise design makes it suitable for a variety of applications.

- Durable metal body
- High resolution, backlit keypad
- Supports opening of door with Fingerprints, RFID Cards, Passwords, Mechanical Keys, Bluetooth Low Energy (BLE), Remote Control (optional)
- High voltage prevention system
- Auto and manual lock functions



Door thickness for installation	40mm~75mm
Password registration	4 - 12 digits and up to 4 sets of passwords
Fingerprint registration	100 fingerprints
BLE devices	10 nos.
Card registration	100 RFID cards
Emergency key	Mechanical key override
Voltage	DC 6V, 4 LR6 1.5V AA Alkaline Batteries
Emergency Power	DC 9V (Not included)
Detection of high temperature	Temperature Sensor 72±5°C (Laboratory Environment), 62±5°C (General Environment)
Material	Outer - Al, Zn, ABS ; Inner - Zn, ABS







- Auto or Manual lock
- Support up to 100 RFID cards
- Support up to 4 sets of passwords
- Support up to 100 fingerprints
- Mechanical key override
- Bluetooth Low Energy (BLE) enabled. Password sharing with Bluetooth
- Support one-time passwords
- Double authentication (Card / Fingerprint plus Password)
- Supports to delete single RFID card
- High temperature alarming function
- Alarm function for multiple-entry failure
- Volume control & Mute function
- Internal electronic lock
- Mechanical key override

Digital Mortise Lock ML550




Virtual number function

Anti-peek function to provide improved security

-  Fingerprints
-  RFID cards
-  Passwords
-  Mechanical keys
-  Bluetooth Low Energy (BLE)
-  Remote control (optional)

User Management

- Up to 100 Fingerprints
- Up to 10 BLE devices can be paired
- Up to 100 RFID cards
- Up to 4 set of passwords
- One time password



Built-in high temperature sensor, intrusion alarm and alarm for multiple wrong passwords

Alarm will go off if temperature in the room rises abnormally

Digital-Door-Lock-ML550-EN-Flyer-012020
Subject to change without notice

Auto-lock, Inner-lock and Re-lock function



- Auto-lock: The door will lock once closed
- Inner-lock: When activated from the inside, the lock cannot be opened from the outside, even with a valid pin code or access card
- Re-lock: After unlocking, the door will re-lock after 7 seconds, if not opened