


# Select Service Quick Ship Program

**For smaller orders of popular products when you need them fast —we have you covered**

dormakaba's Select Service Quick Ship program offers complete nationwide coverage. Eligible products ship within 24 hours.

To order, indicate **Select Service** on your Purchase Order and send by email or fax:

**hardwareselect.us@dormakaba.com | 866-376-7632**



## Contents

Locks	S2
Exit Devices	S6
EAC Components	S8
Low Energy Operator	S9
Surface Closers	S10
Electromagnetic Door Holders	S12
Concealed Closers/Pivots	S12

## NOTES:

- Standard freight and discount schedules and terms of sale apply. Please refer to current price list for details.
- We reserve the right to limit quantities or decline an order if the credit status of the buyer is not satisfactory.
- Orders cannot be cancelled.
- Select Service Quick Ship available only in the United States.
- All prices in U.S. dollars.
- Products and prices are subject to change without notice.
- Limited quantities available.


## Key

-  **"New"** to Select Service, Available in East and West Coast Warehouse
-  Available in East and West Coast Warehouse
-  Available only in East Coast Warehouse

# Locks


## C800 Series Grade 1 Cylindrical Lever Locks

PN #	Warehouse	Product	Lever	Rose	Latch	Strike	Finish	Keying	List \$
<b>626 Finish, E Rose</b>									
33800001	■	C801 Single Dummy	LR	E	2-3/4" - 1-1/8" Face	ANSI 4-7/8"	626	—	204.00
33800002	■	C810 Passage	LR	E	2-3/4" - 1-1/8" Face	ANSI 4-7/8"	626	—	477.00
33800003	■	C840 Privacy	LR	E	2-3/4" - 1-1/8" Face	ANSI 4-7/8"	626	—	546.00
33800004	■	C853D Entry	LR	E	2-3/4" - 1-1/8" Face	ANSI 4-7/8"	626	SCKD	634.00
33800005	■	C853J Entry	LR	E	2-3/4" - 1-1/8" Face	ANSI 4-7/8"	626	IC	634.00
33800006	■	C870D Classroom	LR	E	2-3/4" - 1-1/8" Face	ANSI 4-7/8"	626	SCKD	634.00
33800007	■	C870J Classroom	LR	E	2-3/4" - 1-1/8" Face	ANSI 4-7/8"	626	IC	634.00
33800008	■	C880D Storeroom	LR	E	2-3/4" - 1-1/8" Face	ANSI 4-7/8"	626	SCKD	634.00
33800009	■	C880J Storeroom	LR	E	2-3/4" - 1-1/8" Face	ANSI 4-7/8"	626	IC	634.00
<b>626 Finish, C Rose</b>									
33800155		C801 Single Dummy	LR	C	2-3/4" - 1-1/8" Face	ANSI 4-7/8"	626	—	204.00
33800156	■	C810 Passage	LR	C	2-3/4" - 1-1/8" Face	ANSI 4-7/8"	626	—	477.00
33800157	■	C840 Privacy	LR	C	2-3/4" - 1-1/8" Face	ANSI 4-7/8"	626	—	546.00
33800158	■	C853D Entry	LR	C	2-3/4" - 1-1/8" Face	ANSI 4-7/8"	626	SCKD	634.00
33800159	■	C853J Entry	LR	C	2-3/4" - 1-1/8" Face	ANSI 4-7/8"	626	IC	634.00
33800160	■	C870D Classroom	LR	C	2-3/4" - 1-1/8" Face	ANSI 4-7/8"	626	SCKD	634.00
33800161	■	C870J Classroom	LR	C	2-3/4" - 1-1/8" Face	ANSI 4-7/8"	626	IC	634.00
33800162	■	C880D Storeroom	LR	C	2-3/4" - 1-1/8" Face	ANSI 4-7/8"	626	SCKD	634.00
33800163	■	C880J Storeroom	LR	C	2-3/4" - 1-1/8" Face	ANSI 4-7/8"	626	IC	634.00




**CL700 Series Grade 2 Cylindrical Lever Locks**

PN #	Warehouse	Product	Lever	Rose	Latch	Strike	Finish	Keying	List \$
<b>626 Finish</b>									
33800012	■	CL701 Single Dummy	LR	E	2-3/4" - 1-1/8" Face	ANSI 4-7/8"	626	—	123.00
33800013	■	CL710 Passage	LR	E	2-3/4" - 1-1/8" Face	ANSI 4-7/8"	626	—	215.00
33800014	■	CL740 Privacy	LR	E	2-3/4" - 1-1/8" Face	ANSI 4-7/8"	626	—	245.00
33800015	■	CL753D Entry	LR	E	2-3/4" - 1-1/8" Face	ANSI 4-7/8"	626	SC KD	313.00
33800016	■	CL753J Entry	LR	E	2-3/4" - 1-1/8" Face	ANSI 4-7/8"	626	IC	313.00
33800017	■	CL770D Classroom	LR	E	2-3/4" - 1-1/8" Face	ANSI 4-7/8"	626	SC KD	313.00
33800018	■	CL770J Classroom	LR	E	2-3/4" - 1-1/8" Face	ANSI 4-7/8"	626	IC	313.00
33800019	■	CL780D Storeroom	LR	E	2-3/4" - 1-1/8" Face	ANSI 4-7/8"	626	SC KD	313.00
33800020	■	CL780J Storeroom	LR	E	2-3/4" - 1-1/8" Face	ANSI 4-7/8"	626	IC	313.00
33800063	☐	CL701 Single Dummy	LC	E	2-3/4" - 1-1/8" Face	ANSI 4-7/8"	626	—	123.00
33800064	☐	CL710 Passage	LC	E	2-3/4" - 1-1/8" Face	ANSI 4-7/8"	626	—	215.00
33800065	☐	CL740 Privacy	LC	E	2-3/4" - 1-1/8" Face	ANSI 4-7/8"	626	—	245.00
33800066	☐	CL753D Entry	LC	E	2-3/4" - 1-1/8" Face	ANSI 4-7/8"	626	SCKD	313.00
33800067	☐	CL770D Classroom	LC	E	2-3/4" - 1-1/8" Face	ANSI 4-7/8"	626	SCKD	313.00
33800068	☐	CL780D Storeroom	LC	E	2-3/4" - 1-1/8" Face	ANSI 4-7/8"	626	SCKD	313.00



C500 Series Economy Grade 2 Cylindrical Lever Locks

PN #	Warehouse	Product	Lever	Rose	Latch	Strike	Finish	Keying	List \$
<b>626 Finish</b>									
33800024	■	C501 Single Dummy	LR	C	2-3/4" - 1" Face with Filler	ANSI 4-7/8"	626	—	76.00
33800025	■	C510 Passage	LR	C	2-3/4" - 1" Face with Filler	ANSI 4-7/8"	626	—	129.00
33800026	■	C540 Privacy	LR	C	2-3/4" - 1" Face with Filler	ANSI 4-7/8"	626	—	132.00
33800027	■	C553D Entry	LR	C	2-3/4" - 1" Face with Filler	ANSI 4-7/8"	626	SCKD	141.00
33800028	■	C553J Entry	LR	C	2-3/4" - 1" Face with Filler	ANSI 4-7/8"	626	IC	141.00
33800029	■	C570D Classroom	LR	C	2-3/4" - 1" Face with Filler	ANSI 4-7/8"	626	SCKD	141.00
33800030	■	C570J Classroom	LR	C	2-3/4" - 1" Face with Filler	ANSI 4-7/8"	626	IC	141.00
33800031	■	C580D Storeroom	LR	C	2-3/4" - 1" Face with Filler	ANSI 4-7/8"	626	SCKD	141.00
33800032	■	C580J Storeroom	LR	C	2-3/4" - 1" Face with Filler	ANSI 4-7/8"	626	SCKD	141.00
33800033	■	C501 Single Dummy	LC	C	2-3/4" - 1" Face with Filler	ANSI 4-7/8"	626	—	76.00
33800034	■	C510 Passage	LC	C	2-3/4" - 1" Face with Filler	ANSI 4-7/8"	626	—	129.00
33800035	■	C540 Privacy	LC	C	2-3/4" - 1" Face with Filler	ANSI 4-7/8"	626	—	132.00
33800036	■	C553D Entry	LC	C	2-3/4" - 1" Face with Filler	ANSI 4-7/8"	626	SCKD	141.00
33800037	■	C580D Storeroom	LC	C	2-3/4" - 1" Face with Filler	ANSI 4-7/8"	626	SCKD	141.00




**C300/J300 Series Grade 2 Cylindrical and Interconnected Locks**

PN #	Warehouse	Product	Function	Lever	Latch	Strike	Finish	Keying	List \$
<b>626 Finish</b>									
33800105	■	C301	Single Dummy	LR	—	—	626	—	37.00
33800140	■	C310	Passage	LR	238N 100R	Full Lip Radius	626	—	73.00
33800142	■	C340	Privacy	LR	238N 100R	Full Lip Radius	626	—	77.00
33800141	■	C310	Passage	LC	238N 100R	Full Lip Radius	626	—	73.00
33800143	■	C340	Privacy	LC	238N 100R	Full Lip Radius	626	—	77.00
33800126	■	J310	Entry, Single Cylinder	LR	234F 118S	T Strike	626	SCKD	388.00

**Deadbolts**

PN #	Warehouse	Product	Latch	Finish	Keying	List \$
<b>630 Finish</b>						
33800052	■	DB660D Cylinder x Turn	Adj, 1" Face with Filler	630	SCKD	96.00
33800053	■	DB660J Cylinder x Turn	Adj, 1" Face with Filler	630	IC	96.00
<b>626 Finish</b>						
33800050	■	DB660D Cylinder x Turn	Adj, 1" Face with Filler	626	SCKD	96.00
33800051	■	DB660J Cylinder x Turn	Adj, 1" Face with Filler	626	IC	96.00



# Exit Devices


## 9000 Series Grade 1 Wide Stile Exit Devices

PN #	Warehouse	Product	Length	Height	Hand	Strike	Finish	List \$
11913920	■	9300	B	—	—	463	689	945.00
11900100	■	9300	B	—	—	463	630	1,466.00
11910310	■	9300	A	—	—	463	630	1,466.00
11913937	☒	F9300	B	—	—	463	689	1,132.00
11900104	■	F9300	B	—	—	463	630	1,646.00
11910311	☒	F9300	A	—	—	463	630	1,646.00
11900108	☒	9400	B	7'	RHR	426/439	630	2,136.00
11900107	☒	9400	B	7'	LHR	426/439	630	2,136.00
11900112	☒	F9400	B	7'	RHR	426/439	630	2,343.00
11900111	☒	F9400	B	7'	LHR	426/439	630	2,343.00

\* For EO, 02, 08, 23 functions use 08 device

## 9000 Series Wide Stile Trim

PN #	Warehouse	Product	Cylinder	Keying	Finish	List \$
95008617	☒	PRT03	D	SC KD	630	301.00
95009803	☒	YC08	D	SC KD	630	585.00
95010417	■	YR08	D	SC KD	630	585.00
34000001	☒	YR08	L	—	630	553.00
95009951	☒	YC23	—	—	630	469.00
95010564	■	YR23	—	—	630	469.00



**9000 Series Grade 1 Narrow Stile Exit Devices**

PN #	Warehouse	Product	Length	Height	Hand	Strike	Finish	List \$
95058069	E	9700	BB	—	—	430	630	1,790.00

**8000 Series Grade 1 Standard Exit Devices**


PN #	Warehouse	Product	Length	Height	Hand	Strike	Finish	List \$
11800008	■	8300	B	—	—	463	689	536.00
11800194	■	8300	A	—	—	463	689	536.00
11800208	■	F8300	B	—	—	463	689	733.00
11800006	E	8400	B	7'	RHR	426/439	689	887.00
11800216	E	F8400	B	7'	RHR	426/439	689	1,127.00

**8000 Series Trim**

PN #	Warehouse	Product	Cylinder	Keying	Finish	List \$
95052326	E	8P03	D	SC KD	689	155.00
34000005	■	8R08	D	SC KD	689	340.00
34000004	■	8R08	D	SC KD	626	381.00
34000010	E	8R08J	J	—	626	381.00
34000006	E	8R23	—	—	626	315.00

**Mullions**

PN #	Warehouse	Product	Finish	List \$
95041980	■	1330-8 (Steel mullion)	600	491.00
95005018	E	F1300-8 (Fire listed steel mullion)	600	822.00
34000007	E	F1340 KR-8 (Fire listed key removable mullion)	600	1,263.00



Accessories and Service Items

PN #	Warehouse	Product		Finish	List \$
95009070	☒	SNB Sex Nuts		630	16.00
95044866	☒	320 Strike – RIM		693	68.00
95046951	■	463 Strike – RIM (Fire-rated & NON)		693	70.00
95046248	☒	426 Strike – SVR		693	45.00
95004861	■	ETR – Top Rod Extension Kit	(9400 or 9800 series, for doors 8' to 10')	630	112.00
95004847	■	ETR – Top Rod Extension Kit	(8400 series, doors from 7'6" to 10')	689	57.00
95006734	☒	GK9000	(for 9000 series wide stile only)	630	84.00
95006729	☒	GK8000	(for 8000 series only)	693	84.00
95008528	☒	Popper (for fire rated LB vert. rod)		N/A	77.00
95002640	☒	8DRKIT (Dogging repair kit)	(for 8000 series only)	N/A	93.00
95052775	☒	9DRKIT (Dogging repair kit)	(for 5000 or 9000 series only)	N/A	93.00
95052779	☒	9GALD (Alum. door bracket & screws)	(for 9100 series only)	N/A	117.00

## Electronic Access Control Components

### 1,500 lb Magnetic Locks


PN #	Warehouse	Product	Description	Finish	List \$
33400014	☒	EML310 BA DP 628	Magnetic lock, single door, 1500 lb holding	628	700.00

### Electric Strikes

PN #	Warehouse	Product	Description	Dual Voltage	Finish	List \$
33400016	☒	ES62F FSV 630	Electric strike, fire rated, surface rim	12 or 24 VDC	630	643.00
33400017	☒	ES96F FSV 630	Electric strike, fire rated, modular mortise/cylindrical	12 or 24 VDC	630	638.00

### Power Supplies and Accessories

PN #	Warehouse	Product	Description	Dual Voltage	List \$
33400018	☒	DKPS-2A	1.0 A @ 24 VDC filter/reg, class 2 selectable output, fire panel interface standard	12 or 24 VDC	578.00






# Low Energy Operator

## ED900

PN #	Warehouse	Product	Arm	Finish	List \$
33700001	■	ED900	J8	689	6,233.00
33700002	■	ED900	T	689	6,233.00
33700003	■	RFR 433 Receiver	—	—	255.00
08108210	■	WS1 Wall Switch	—	—	317.00
33700004	■	WSRFT 1 433 SQ4 Wall Switch, 4-1/2" Square	—	—	509.00



# Surface Door Closers

## TS93 Series

PN #	Warehouse	Product	Arm	Cover	Fastener	Finish	List \$
93000706	■	TS9315 (Cam & roller technology)	T	FMC	SN3	689	606.00
93000709	■	TS9315 (Cam & roller technology)	PT	FMC	SN3	689	606.00
33400001	■	TS9315 (Cam & roller technology)	ST	FMC	SN3	689	874.00

## 8900 Series


PN #	Warehouse	Body	Arm	Cover	Fastener	Finish	List \$
30000050	■	8916	AF89P	FC	SN1	689	559.00
30001450	□	8916	AF89P	FMC	SN1	689	567.00
30001310	■	8916	SPA	FC	SN1	689	581.00
30000054	■	8916	DS	FC	SN1	689	621.00
30001076	□	8916	DST	FC	SN1	689	674.00
30001727	■	8916	SDS	FC	SN1	689	783.00
30001728	■	8916	SDST	FC	SN1	689	835.00

## 8600 Series

PN #	Warehouse	Body	Arm	Cover	Fastener	Finish	List \$
28003500	■	8616	AF86P	COV	SNB1	689	397.00
28003520	□	8616	AF86P	FC	SNB1	689	404.00
28003460	■	8616	ARP	COV	SNB1	689	383.00
28003550	□	8616	ARP	FC	SNB1	689	390.00
28010180	■	8616	FHP	COV	SNB1	689	447.00
28003730	■	8616	DS	COV	SNB1	689	464.00
28010150	■	8616	DST	COV	SNB1	689	519.00

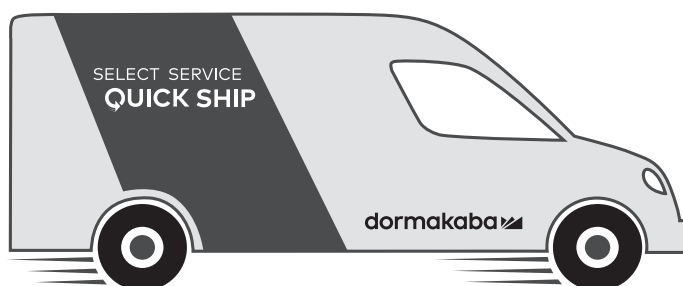
## 7400 Series

PN #	Warehouse	Body	Arm	Fastener	Finish	List \$
33400003	■	7436	ARP	COMBO	689	267.00
33400004	■	7414	ARP	COMBO	689	267.00
28003480	■	7436	ARP	SNB1	689	275.00
28001860	■	7414	ARP	SNB1	689	275.00



## Surface Closer Accessories and Service Items

PN #		Product	Finish	List \$
<b>Arms</b>				
08205590	■	AF89P	689	97.00
33400007	■	AF86	689	78.00
08205630	□	ARP	689	76.00
33400008	■	AR	689	69.00
33400009	■	FHP	689	128.00
<b>Backplates</b>				
08211960	■	BP640C	689	7.00
08205660	□	BP86	689	35.00
08098830	■	BP89	689	37.00
<b>Covers</b>				
08098840	■	COV	689	20.00
33400006	■	FC	689	26.00
<b>Drop Plates</b>				
08098810	■	DP74	689	35.00
08098820	■	DP86	689	35.00
08205680	□	DP86FC	689	35.00
08096920	■	DP89	689	37.00
<b>Miscellaneous</b>				
33400005	■	BSHD	689	29.00
08032860	■	P86	689	18.00
08211160	■	DPK86	689	11.00
08111320	■	DPK89	689	11.00
08081290	■	SN1	689	9.00
08098850	■	SNB1	689	9.00



# Electromagnetic Door Holders

## EM Series

PN #	Warehouse	Package	Finish	List \$
33400011	■	EM504	689	446.00
33400010	■	EM508	689	473.00

## EM Accessories and Service Items

PN #	Warehouse	Product	Finish	List \$
33400013	■	ER1.5 (1-1/2" extension rod)	689	73.00
33400012	■	ER2.0 (2" extension rod)	689	81.00

# Concealed Door Closers

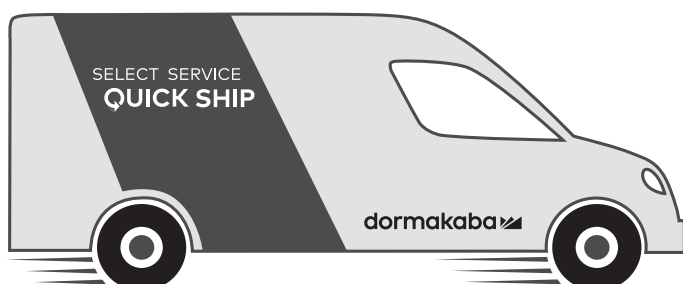
## ITS Series

PN #	Warehouse	Body	Description	NHO/HO	Finish	List \$
33600001	■	ITS9613	—	NHO	689	542.00
33600002	■	THKIT	(ITS HO Kit)	—	—	72.00

## RTS Series

PN #	Warehouse	Package	Spring	Stop	NHO/HO	Extension	List \$
33600003	■	RTS88	SZ3	105°	NHO	5 mm	483.00
33600004	■	RTS88	SZ3	105°	HO	5 mm	483.00
33600005	■	RTS88	SZ3	90°	NHO	5 mm	483.00
33600006	■	RTS88	SZ3	90°	HO	5 mm	483.00
33600007	■	RTS88	BFI	105°	NHO	5 mm	483.00
33600008	■	RTS88	BFI	105°	HO	5 mm	483.00
33600009	■	RTS88	BFE	105°	NHO	5 mm	483.00
33600010	■	RTS88	BFE	105°	HO	5 mm	483.00
33600047	■	RTS88	SZ3	105°	NHO	—	483.00
33600048	■	RTS88	SZ3	105°	HO	—	483.00
33600050	■	RTS88	SZ3	90°	NHO	—	483.00
33600051	■	RTS88	BFE	105°	NHO	—	483.00
33600052	■	RTS88	BFI	105°	NHO	—	483.00

**NOTE:** RTS88 Body only prices above (include mounting brackets)




**RTS Accessories and Service Items**

PN #	Warehouse	Model	Description	Finish	List \$
33600011	■	CRNR BRKT	Header to side Jamb 1" web	—	11.00
33600012	■	8835	End load arm 1" web	—	131.00
33600013	■	8836	End load arm 7/8" web	—	131.00
33600014	■	8837	End load arm 5/8" web	—	131.00
33600015	■	8838	End load arm 3/4" web	—	131.00
33600016	■	8812	Offset arm	—	194.00
33600017	■	8852	Short floor pivot	—	91.00
33600018	■	8853	Tall floor pivot	—	91.00
33600019	■	8855	Short threshold pivot	—	91.00
33600022	■	8532	Steel frame mounting channel	—	71.00
33600024	■	8820J	Conversion bracket, Jackson to RTS (use with standard RTS CRNR BRKT)	—	20.00

**BTS Series**

PN #	Warehouse	Package	Spring	Top Pivot	Bottom Pivot	Cover	Hand	Spindle	HO/HNO	Finish	List \$
33600025	■	BTS80B	Sz4	8062	7421	<b>7410</b>	—	74010	HO/NHO	626	1,742.00



**BTS Accessories and Service Items**

PN #	Warehouse	Product	Hand	Finish	List \$
33600028	■	BTS80 Sz. 3	—	(no finish)	1,250.00
33600029	■	BTS80 Sz. 4	—	(no finish)	1,250.00
33600030	■	BTS80 Sz. 6	—	(no finish)	1,250.00
33600031	■	BTS75V NHO 1-4	—	(no finish)	1,144.00
33600032	■	BTS75V BF NHO 1-4	—	(no finish)	1,144.00
33600033	■	BTS75V 90 HO 1-4	—	(no finish)	1,211.00
33600034	■	74003 (Spindle insert)	—	(no finish)	88.00
33600035	■	74005 (Spindle insert)	—	(no finish)	88.00
33600036	■	74007 (Spindle insert)	—	(no finish)	88.00
33600037	■	74010 (Spindle insert)	—	(no finish)	88.00
33600038	■	74015 (Spindle insert)	—	(no finish)	115.00
33600039	■	74020 (Spindle insert)	—	(no finish)	115.00
33600040	■	74025 (Spindle insert)	—	(no finish)	115.00
33600041	■	80010 (3° Spindle insert)	LH	(no finish)	88.00
33600042	■	80010 (3° Spindle insert)	RH	(no finish)	88.00
33600043	■	7410 (BTS80 cover plate)	—	630	139.00
33600044	■	7410 (BTS80 cover plate)	—	613	139.00
33600045	■	7510 (BTS75V cover plate)	—	630	139.00
33600046	■	7510 (BTS75V cover plate)	—	613	139.00

Pivots

**LM Series Pivot Sets and Pivot Hardware**

PN #	Warehouse	Package	Finish	List \$
33500001	■	CP440	626/630	390.00
33500002	■	OP440 RH	626	488.00
33500003	■	OP440 LH	626	488.00

**LM Pivot Accessories and Service Items**

PN #	Warehouse	Product	Finish	List \$
33500004	■	75220 RH (3/4" offset intermediate)	626	330.00
33500005	■	75220 LH (3/4" offset intermediate)	626	330.00

