


Select Service Quick Ship Program

For smaller orders of popular products when you need them fast —we have you covered

dormakaba's Select Service Quick Ship program offers complete nationwide coverage. Eligible products ship within 24 hours.

To order, indicate **Select Service** on your Purchase Order and send by email or fax:

hardwareselect.us@dormakaba.com | 866-376-7632



Contents

Locks	S2
Exit Devices	S6
EAC Components	S8
Low Energy Operator	S9
Surface Closers	S10
Electromagnetic Door Holders	S12
Concealed Closers/Pivots	S12

NOTES:

- Standard freight and discount schedules and terms of sale apply. Please refer to current price list for details.
- We reserve the right to limit quantities or decline an order if the credit status of the buyer is not satisfactory.
- Orders cannot be cancelled.
- Select Service Quick Ship available only in the United States.
- All prices in U.S. dollars.
- Products and prices are subject to change without notice.
- Limited quantities available.


Key

- N** "New" to Select Service, Available in East and West Coast Warehouse
- Available in East and West Coast Warehouse
- E** Available only in East Coast Warehouse

Locks


C800 Series Grade 1 Cylindrical Lever Locks

PN #	Warehouse	Product	Lever	Rose	Latch	Strike	Finish	Keying	List \$
626 Finish, E Rose									
33800001	■	C801 Single Dummy	LR	E	2-3/4" - 1-1/8" Face	ANSI 4-7/8"	626	—	194.00
33800002	■	C810 Passage	LR	E	2-3/4" - 1-1/8" Face	ANSI 4-7/8"	626	—	454.00
33800003	■	C840 Privacy	LR	E	2-3/4" - 1-1/8" Face	ANSI 4-7/8"	626	—	520.00
33800004	■	C853D Entry	LR	E	2-3/4" - 1-1/8" Face	ANSI 4-7/8"	626	SCKD	603.00
33800005	■	C853J Entry	LR	E	2-3/4" - 1-1/8" Face	ANSI 4-7/8"	626	IC	603.00
33800006	■	C870D Classroom	LR	E	2-3/4" - 1-1/8" Face	ANSI 4-7/8"	626	SCKD	603.00
33800007	■	C870J Classroom	LR	E	2-3/4" - 1-1/8" Face	ANSI 4-7/8"	626	IC	603.00
33800008	■	C880D Storeroom	LR	E	2-3/4" - 1-1/8" Face	ANSI 4-7/8"	626	SCKD	603.00
33800009	■	C880J Storeroom	LR	E	2-3/4" - 1-1/8" Face	ANSI 4-7/8"	626	IC	603.00
626 Finish, C Rose									
33800155		C801 Single Dummy	LR	C	2-3/4" - 1-1/8" Face	ANSI 4-7/8"	626	—	194.00
33800156	■	C810 Passage	LR	C	2-3/4" - 1-1/8" Face	ANSI 4-7/8"	626	—	454.00
33800157	■	C840 Privacy	LR	C	2-3/4" - 1-1/8" Face	ANSI 4-7/8"	626	—	520.00
33800158	■	C853D Entry	LR	C	2-3/4" - 1-1/8" Face	ANSI 4-7/8"	626	SCKD	603.00
33800159	■	C853J Entry	LR	C	2-3/4" - 1-1/8" Face	ANSI 4-7/8"	626	IC	603.00
33800160	■	C870D Classroom	LR	C	2-3/4" - 1-1/8" Face	ANSI 4-7/8"	626	SCKD	603.00
33800161	■	C870J Classroom	LR	C	2-3/4" - 1-1/8" Face	ANSI 4-7/8"	626	IC	603.00
33800162	■	C880D Storeroom	LR	C	2-3/4" - 1-1/8" Face	ANSI 4-7/8"	626	SCKD	603.00
33800163	■	C880J Storeroom	LR	C	2-3/4" - 1-1/8" Face	ANSI 4-7/8"	626	IC	603.00




CL700 Series Grade 2 Cylindrical Lever Locks

PN #	Warehouse	Product	Lever	Rose	Latch	Strike	Finish	Keying	List \$
626 Finish									
33800012	■	CL701 Single Dummy	LR	E	2-3/4" - 1-1/8" Face	ANSI 4-7/8"	626	—	117.00
33800013	■	CL710 Passage	LR	E	2-3/4" - 1-1/8" Face	ANSI 4-7/8"	626	—	204.00
33800014	■	CL740 Privacy	LR	E	2-3/4" - 1-1/8" Face	ANSI 4-7/8"	626	—	233.00
33800015	■	CL753D Entry	LR	E	2-3/4" - 1-1/8" Face	ANSI 4-7/8"	626	SC KD	298.00
33800016	■	CL753J Entry	LR	E	2-3/4" - 1-1/8" Face	ANSI 4-7/8"	626	IC	298.00
33800017	■	CL770D Classroom	LR	E	2-3/4" - 1-1/8" Face	ANSI 4-7/8"	626	SC KD	298.00
33800018	■	CL770J Classroom	LR	E	2-3/4" - 1-1/8" Face	ANSI 4-7/8"	626	IC	298.00
33800019	■	CL780D Storeroom	LR	E	2-3/4" - 1-1/8" Face	ANSI 4-7/8"	626	SC KD	298.00
33800020	■	CL780J Storeroom	LR	E	2-3/4" - 1-1/8" Face	ANSI 4-7/8"	626	IC	298.00
33800063	☐	CL701 Single Dummy	LC	E	2-3/4" - 1-1/8" Face	ANSI 4-7/8"	626	—	117.00
33800064	☐	CL710 Passage	LC	E	2-3/4" - 1-1/8" Face	ANSI 4-7/8"	626	—	204.00
33800065	☐	CL740 Privacy	LC	E	2-3/4" - 1-1/8" Face	ANSI 4-7/8"	626	—	233.00
33800066	☐	CL753D Entry	LC	E	2-3/4" - 1-1/8" Face	ANSI 4-7/8"	626	SCKD	298.00
33800067	☐	CL770D Classroom	LC	E	2-3/4" - 1-1/8" Face	ANSI 4-7/8"	626	SCKD	298.00
33800068	☐	CL780D Storeroom	LC	E	2-3/4" - 1-1/8" Face	ANSI 4-7/8"	626	SCKD	298.00



C500 Series Economy Grade 2 Cylindrical Lever Locks

PN #	Warehouse	Product	Lever	Rose	Latch	Strike	Finish	Keying	List \$
626 Finish									
33800024	■	C501 Single Dummy	LR	C	2-3/4" - 1" Face with Filler	ANSI 4-7/8"	626	—	72.00
33800025	■	C510 Passage	LR	C	2-3/4" - 1" Face with Filler	ANSI 4-7/8"	626	—	122.00
33800026	■	C540 Privacy	LR	C	2-3/4" - 1" Face with Filler	ANSI 4-7/8"	626	—	125.00
33800027	■	C553D Entry	LR	C	2-3/4" - 1" Face with Filler	ANSI 4-7/8"	626	SCKD	134.00
33800028	■	C553J Entry	LR	C	2-3/4" - 1" Face with Filler	ANSI 4-7/8"	626	IC	134.00
33800029	■	C570D Classroom	LR	C	2-3/4" - 1" Face with Filler	ANSI 4-7/8"	626	SCKD	134.00
33800030	■	C570J Classroom	LR	C	2-3/4" - 1" Face with Filler	ANSI 4-7/8"	626	IC	134.00
33800031	■	C580D Storeroom	LR	C	2-3/4" - 1" Face with Filler	ANSI 4-7/8"	626	SCKD	134.00
33800032	■	C580J Storeroom	LR	C	2-3/4" - 1" Face with Filler	ANSI 4-7/8"	626	SCKD	134.00
33800033	■	C501 Single Dummy	LC	C	2-3/4" - 1" Face with Filler	ANSI 4-7/8"	626	—	72.00
33800034	■	C510 Passage	LC	C	2-3/4" - 1" Face with Filler	ANSI 4-7/8"	626	—	122.00
33800035	■	C540 Privacy	LC	C	2-3/4" - 1" Face with Filler	ANSI 4-7/8"	626	—	125.00
33800036	■	C553D Entry	LC	C	2-3/4" - 1" Face with Filler	ANSI 4-7/8"	626	SCKD	134.00
33800037	■	C580D Storeroom	LC	C	2-3/4" - 1" Face with Filler	ANSI 4-7/8"	626	SCKD	134.00




C300/J300 Series Grade 2 Cylindrical and Interconnected Locks

PN #	Warehouse	Product	Function	Lever	Latch	Strike	Finish	Keying	List \$
626 Finish									
33800105	■	C301	Single Dummy	LR	—	—	626	—	35.00
33800140	■	C310	Passage	LR	238N 100R	Full Lip Radius	626	—	69.00
33800142	■	C340	Privacy	LR	238N 100R	Full Lip Radius	626	—	73.00
33800141	■	C310	Passage	LC	238N 100R	Full Lip Radius	626	—	69.00
33800143	■	C340	Privacy	LC	238N 100R	Full Lip Radius	626	—	73.00
33800126	■	J310	Entry, Single Cylinder	LR	234F 118S	T Strike	626	SCKD	369.00

Deadbolts

PN #	Warehouse	Product	Latch	Finish	Keying	List \$
630 Finish						
33800052	■	DB660D Cylinder x Turn	Adj, 1" Face with Filler	630	SCKD	91.00
33800053	■	DB660J Cylinder x Turn	Adj, 1" Face with Filler	630	IC	91.00
626 Finish						
33800050	■	DB660D Cylinder x Turn	Adj, 1" Face with Filler	626	SCKD	91.00
33800051	■	DB660J Cylinder x Turn	Adj, 1" Face with Filler	626	IC	91.00



Exit Devices


9000 Series Grade 1 Wide Stile Exit Devices

PN #	Warehouse	Product	Length	Height	Hand	Strike	Finish	List \$
11913920	■	9300	B	—	—	463	689	900.00
11900100	■	9300	B	—	—	463	630	1,396.00
11910310	■	9300	A	—	—	463	630	1,396.00
11913937	☒	F9300	B	—	—	463	689	1,078.00
11900104	■	F9300	B	—	—	463	630	1,567.00
11910311	☒	F9300	A	—	—	463	630	1,567.00
11900108	☒	9400	B	7'	RHR	426/439	630	2,034.00
11900107	☒	9400	B	7'	LHR	426/439	630	2,034.00
11900112	☒	F9400	B	7'	RHR	426/439	630	2,231.00
11900111	☒	F9400	B	7'	LHR	426/439	630	2,231.00
11914010	☒	LB9400 (Less bottom rod)	B	7'	RHR	426	630	2,034.00
11914009	☒	LB9400 (Less bottom rod)	B	7'	LHR	426	630	2,034.00
11913922	☒	LBF9400	B	7'	RHR	426	630	2,231.00
11913921	☒	LBF9400	B	7'	LHR	426	630	2,231.00
11900116	☒	9500 *(08)	B	—	RHR	465	630	1,954.00

* For EO, 02, 08, 23 functions use 08 device

9000 Series Wide Stile Trim

PN #	Warehouse	Product	Cylinder	Keying	Finish	List \$
95006897	☒	HRT05	D	SC KD	630	301.00
95008560	☒	PRT02	—	—	630	196.00
95008617	☒	PRT03	D	SC KD	630	286.00
95009803	☒	YC08	D	SC KD	630	557.00
95010417	■	YR08	D	SC KD	630	557.00
34000001	☒	YR08	L	—	630	526.00
95010372	☒	YR08M (9500 Series Only)	D	SC KD	630	557.00
95010711	☒	YT08	D	SC KD	630	557.00
95009951	☒	YC23	—	—	630	446.00
95010564	■	YR23	—	—	630	446.00



9000 Series Grade 1 Narrow Stile Exit Devices

PN #	Warehouse	Product	Length	Height	Hand	Strike	Finish	List \$
95058069	☒	9700	BB	—	—	430	630	1,704.00
95058072	☒	9800	BB	7'	RHR	426/439	630	2,240.00
95058071	☒	9800	BB	7'	LHR	426/439	630	2,240.00

9000 Series Narrow Stile Trim

PN #	Warehouse	Product	Cylinder	Keying	Finish	List \$
95058077	☒	ZP02	—	—	630	331.00
95058078	☒	ZP03	D	SC KD	630	476.00
95058082	☒	ZR08	D	SC KD	630	557.00
95058080	☒	ZT08	D	SC KD	630	557.00

8000 Series Grade 1 Standard Exit Devices


PN #	Warehouse	Product	Length	Height	Hand	Strike	Finish	List \$
11800008	■	8300	B	—	—	463	689	510.00
11800194	■	8300	A	—	—	463	689	510.00
11800208	■	F8300	B	—	—	463	689	698.00
11800006	☒	8400	B	7'	RHR	426/439	689	844.00
34000009	☒	8400	B	7'	LHR	426/439	689	844.00
11800216	☒	F8400	B	7'	RHR	426/439	689	1,073.00
34000002	☒	F8400	B	7'	LHR	426/439	689	1,073.00

8000 Series Trim

PN #	Warehouse	Product	Cylinder	Keying	Finish	List \$
95052308	☒	8PDT	—	—	689	89.00
95052326	☒	8P03	D	SC KD	689	147.00
34000005	■	8R08	D	SC KD	689	323.00
34000004	■	8R08	D	SC KD	626	362.00
34000003	☒	8R08J	J	—	689	323.00
34000010	☒	8R08J	J	—	626	362.00
95008957	☒	8R23	—	—	689	264.00
34000006	☒	8R23	—	—	626	300.00

Mullions

PN #	Warehouse	Product	Finish	List \$
95041980	■	1330-8 (Steel mullion)	600	467.00
95005018	☒	F1300-8 (Fire listed steel mullion)	600	782.00
34000007	☒	F1340 KR-8 (Fire listed key removable mullion)	600	1,202.00



Accessories and Service Items

PN #	Warehouse	Product		Finish	List \$
95009070	☒	SNB Sex Nuts		630	15.00
95044866	☒	320 Strike – RIM		693	64.00
95046951	■	463 Strike – RIM (Fire-rated & NON)		693	66.00
95046248	☒	426 Strike – SVR		693	42.00
95004861	■	ETR – Top Rod Extension Kit	(9400 or 9800 series, for doors 8' to 10')	630	106.00
95004847	■	ETR – Top Rod Extension Kit	(8400 series, doors from 7'6" to 10')	689	54.00
95006734	☒	GK9000	(for 9000 series wide stile only)	630	80.00
95006729	☒	GK8000	(for 8000 series only)	693	80.00
95008528	☒	Popper (for fire rated LB vert. rod)		N/A	73.00
95002640	☒	8DRKIT (Dogging repair kit)	(for 8000 series only)	N/A	88.00
95052775	☒	9DRKIT (Dogging repair kit)	(for 5000 or 9000 series only)	N/A	88.00
95052779	☒	9GALD (Alum. door bracket & screws)	(for 9100 series only)	N/A	111.00
95001851	☒	BPA-KIT	(for 9000 series wide stile only, size B)	630	643.00
95002388	☒	CD-KIT	(for 9000 series wide stile only, size B)	630	186.00

Electronic Access Control Components

1,500 lb Magnetic Locks


PN #	Warehouse	Product	Description	Finish	List \$
33400014	☒	EML310 BA DP 628	Magnetic lock, single door, 1500 lb holding	628	666.00

Electric Strikes

PN #	Warehouse	Product	Description	Dual Voltage	Finish	List \$
33400016	☒	ES62F FSV 630	Electric strike, fire rated, surface rim	12 or 24 VDC	630	612.00
33400017	☒	ES96F FSV 630	Electric strike, fire rated, modular mortise/cylindrical	12 or 24 VDC	630	607.00

Power Supplies and Accessories


PN #	Warehouse	Product	Description	Dual Voltage	List \$
33400018	☒	DKPS-2A	1.0 A @ 24 VDC filter/reg, class 2 selectable output, fire panel interface standard	12 or 24 VDC	550



Low Energy Operator

ED900

PN #	Warehouse	Product	Arm	Finish	List \$
33700001	■	ED900	J8	689	5,936.00
33700002	■	ED900	T	689	5,936.00
33700003	■	RFR 433 Receiver	—	—	242.00
08108210	■	WS1 Wall Switch	—	—	301.00
33700004	■	WSRFT 1 433 SQ4 Wall Switch, 4-1/2" Square	—	—	484.00



Surface Door Closers

TS93 Series

PN #	Warehouse	Product	Arm	Cover	Fastener	Finish	List \$
93000706	■	TS9315 (Cam & roller technology)	T	FMC	SN3	689	577.00
93000709	■	TS9315 (Cam & roller technology)	PT	FMC	SN3	689	577.00
33400001	■	TS9315 (Cam & roller technology)	ST	FMC	SN3	689	832.00

8900 Series


PN #	Warehouse	Body	Arm	Cover	Fastener	Finish	List \$
30000050	■	8916	AF89P	FC	SN1	689	532.00
30001450	□	8916	AF89P	FMC	SN1	689	540.00
30001310	■	8916	SPA	FC	SN1	689	553.00
30000054	■	8916	DS	FC	SN1	689	591.00
30001076	□	8916	DST	FC	SN1	689	641.00
30001727	■	8916	SDS	FC	SN1	689	745.00
30001728	■	8916	SDST	FC	SN1	689	795.00

8600 Series

PN #	Warehouse	Body	Arm	Cover	Fastener	Finish	List \$
28003500	■	8616	AF86P	COV	SNB1	689	378.00
28003520	□	8616	AF86P	FC	SNB1	689	384.00
28003460	■	8616	ARP	COV	SNB1	689	364.00
28003550	□	8616	ARP	FC	SNB1	689	371.00
28010180	■	8616	FHP	COV	SNB1	689	425.00
28003730	■	8616	DS	COV	SNB1	689	441.00
28010150	■	8616	DST	COV	SNB1	689	494.00

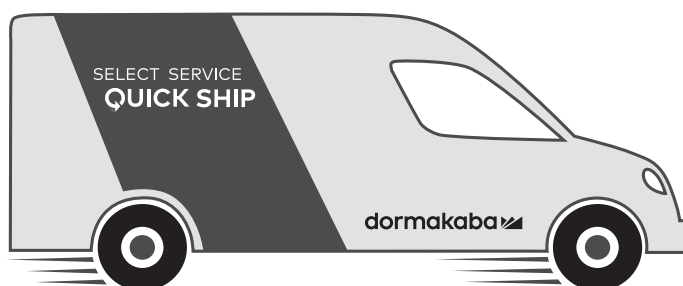
7400 Series

PN #	Warehouse	Body	Arm	Fastener	Finish	List \$
33400003	■	7436	ARP	COMBO	689	254.00
33400004	■	7414	ARP	COMBO	689	254.00
28003480	■	7436	ARP	SNB1	689	261.00
28001860	■	7414	ARP	SNB1	689	261.00



Surface Closer Accessories and Service Items

PN #		Product	Finish	List \$
Arms				
08205590	■	AF89P	689	92.00
33400007	■	AF86	689	74.00
08205630	□	ARP	689	72.00
33400008	■	AR	689	65.00
33400009	■	FHP	689	121.00
Backplates				
08211960	■	BP640C	689	6.00
08205660	□	BP86	689	33.00
08098830	■	BP89	689	35.00
Covers				
08098840	■	COV	689	19.00
33400006	■	FC	689	24.00
Drop Plates				
08098810	■	DP74	689	33.00
08098820	■	DP86	689	33.00
08205680	□	DP86FC	689	33.00
08096920	■	DP89	689	35.00
Miscellaneous				
33400005	■	BSHD	689	27.00
08032860	■	P86	689	17.00
08211160	■	DPK86	689	10.00
08111320	■	DPK89	689	10.00
08081290	■	SN1	689	8.00
08098850	■	SNB1	689	8.00



Electromagnetic Door Holders

EM Series

PN #	Warehouse	Package	Finish	List \$
33400011	■	EM504	689	424.00
33400010	■	EM508	689	450.00

EM Accessories and Service Items

PN #	Warehouse	Product	Finish	List \$
33400013	■	ER1.5 (1-1/2" extension rod)	689	69.00
33400012	■	ER2.0 (2" extension rod)	689	77.00

Concealed Door Closers


ITS Series

PN #	Warehouse	Body	Description	NHO/HO	Finish	List \$
33600001	■	ITS9613	—	NHO	689	516.00
33600002	■	THKIT	(ITS HO Kit)	—	—	68.00

RTS Series

PN #	Warehouse	Package	Spring	Stop	NHO/HO	Extension	List \$
33600003	■	RTS88	SZ3	105°	NHO	5 mm	460.00
33600004	■	RTS88	SZ3	105°	HO	5 mm	460.00
33600005	■	RTS88	SZ3	90°	NHO	5 mm	460.00
33600006	■	RTS88	SZ3	90°	HO	5 mm	460.00
33600007	■	RTS88	BFI	105°	NHO	5 mm	460.00
33600008	■	RTS88	BFI	105°	HO	5 mm	460.00
33600009	■	RTS88	BFE	105°	NHO	5 mm	460.00
33600010	■	RTS88	BFE	105°	HO	5 mm	460.00
33600047	■	RTS88	SZ3	105°	NHO	—	460.00
33600048	■	RTS88	SZ3	105°	HO	—	460.00
33600050	■	RTS88	SZ3	90°	NHO	—	460.00
33600051	■	RTS88	BFE	105°	NHO	—	460.00
33600052	■	RTS88	BFI	105°	NHO	—	460.00

NOTE: RTS88 Body only prices above (include mounting brackets)

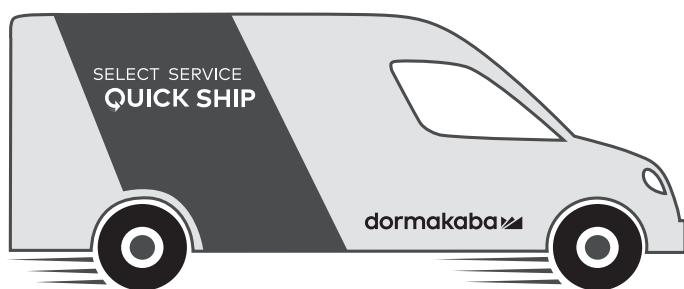


RTS Accessories and Service Items

PN #	Warehouse	Model	Description	Finish	List \$
33600011	■	CRNR BRKT	Header to side Jamb 1" web	—	10.00
33600012	■	8835	End load arm 1" web	—	124.00
33600013	■	8836	End load arm 7/8" web	—	124.00
33600014	■	8837	End load arm 5/8" web	—	124.00
33600015	■	8838	End load arm 3/4" web	—	124.00
33600016	■	8812	Offset arm	—	184.00
33600017	■	8852	Short floor pivot	—	86.00
33600018	■	8853	Tall floor pivot	—	86.00
33600019	■	8855	Short threshold pivot	—	86.00
33600022	■	8532	Steel frame mounting channel	—	67.00
33600024	■	8820J	Conversion bracket, Jackson to RTS (use with standard RTS CRNR BRKT)	—	19.00

BTS Series

PN #	Warehouse	Package	Spring	Top Pivot	Bottom Pivot	Cover	Hand	Spindle	HO/HNO	Finish	List \$
33600025	■	BTS80B	Sz4	8062	7421	7410	—	74010	HO/NHO	626	1,659.00



BTS Accessories and Service Items

PN #	Warehouse	Product	Hand	Finish	List \$
33600028	■	BTS80 Sz. 3	—	(no finish)	1,190.00
33600029	■	BTS80 Sz. 4	—	(no finish)	1,190.00
33600030	■	BTS80 Sz. 6	—	(no finish)	1,190.00
33600031	■	BTS75V NHO 1-4	—	(no finish)	1,089.00
33600032	■	BTS75V BF NHO 1-4	—	(no finish)	1,089.00
33600033	■	BTS75V 90 HO 1-4	—	(no finish)	1,153.00
33600034	■	74003 (Spindle insert)	—	(no finish)	83.00
33600035	■	74005 (Spindle insert)	—	(no finish)	83.00
33600036	■	74007 (Spindle insert)	—	(no finish)	83.00
33600037	■	74010 (Spindle insert)	—	(no finish)	83.00
33600038	■	74015 (Spindle insert)	—	(no finish)	109.00
33600039	■	74020 (Spindle insert)	—	(no finish)	109.00
33600040	■	74025 (Spindle insert)	—	(no finish)	109.00
33600041	■	80010 (3° Spindle insert)	LH	(no finish)	83.00
33600042	■	80010 (3° Spindle insert)	RH	(no finish)	83.00
33600043	■	7410 (BTS80 cover plate)	—	630	132.00
33600044	■	7410 (BTS80 cover plate)	—	613	132.00
33600045	■	7510 (BTS75V cover plate)	—	630	132.00
33600046	■	7510 (BTS75V cover plate)	—	613	132.00

Pivots

LM Series Pivot Sets and Pivot Hardware

PN #	Warehouse	Package	Finish	List \$
33500001	■	CP440	626/630	371.00
33500002	■	OP440 RH	626	464.00
33500003	■	OP440 LH	626	464.00

LM Pivot Accessories and Service Items

PN #	Warehouse	Product	Finish	List \$
33500004	■	75220 RH (3/4" offset intermediate)	626	314.00
33500005	■	75220 LH (3/4" offset intermediate)	626	314.00

