


# Select Service Quick Ship Program

**For smaller orders of popular products when you need them fast —we have you covered**

dormakaba's Select Service Quick Ship program offers complete nationwide coverage. Eligible products ship within 24 hours.

To order, indicate **Select Service** on your Purchase Order and send by email or fax:

**hardwareselect.us@dormakaba.com | 866-376-7632**



## Contents

Locks	S2
Exit Devices	S6
EAC Components	S8
Low Energy Operator	S9
Surface Closers	S10
Electromagnetic Door Holders	S12
Concealed Closers/Pivots	S12

## NOTES:

- Standard freight and discount schedules and terms of sale apply. Please refer to current price list for details.
- We reserve the right to limit quantities or decline an order if the credit status of the buyer is not satisfactory.
- Orders cannot be cancelled.
- Select Service Quick Ship available only in the United States.
- All prices in U.S. dollars.
- Products and prices are subject to change without notice.
- Limited quantities available.


## Key

- N** "New" to Select Service, Available in East and West Coast Warehouse
- Available in East and West Coast Warehouse
- E** Available only in East Coast Warehouse

# Locks


## C800 Series Grade 1 Cylindrical Lever Locks

PN #	Warehouse	Product	Lever	Rose	Latch	Strike	Finish	Keying	List \$
<b>626 Finish, E Rose</b>									
33800001	■	C801 Single Dummy	LR	E	2-3/4" - 1-1/8" Face	ANSI 4-7/8"	626	—	187
33800002	■	C810 Passage	LR	E	2-3/4" - 1-1/8" Face	ANSI 4-7/8"	626	—	437
33800003	■	C840 Privacy	LR	E	2-3/4" - 1-1/8" Face	ANSI 4-7/8"	626	—	501
33800004	■	C853D Entry	LR	E	2-3/4" - 1-1/8" Face	ANSI 4-7/8"	626	SCKD	581
33800005	■	C853J Entry	LR	E	2-3/4" - 1-1/8" Face	ANSI 4-7/8"	626	IC	581
33800006	■	C870D Classroom	LR	E	2-3/4" - 1-1/8" Face	ANSI 4-7/8"	626	SCKD	581
33800007	■	C870J Classroom	LR	E	2-3/4" - 1-1/8" Face	ANSI 4-7/8"	626	IC	581
33800008	■	C880D Storeroom	LR	E	2-3/4" - 1-1/8" Face	ANSI 4-7/8"	626	SCKD	581
33800009	■	C880J Storeroom	LR	E	2-3/4" - 1-1/8" Face	ANSI 4-7/8"	626	IC	581
<b>626 Finish, C Rose</b>									
33800155		C801 Single Dummy	LR	C	2-3/4" - 1-1/8" Face	ANSI 4-7/8"	626	—	187
33800156	■	C810 Passage	LR	C	2-3/4" - 1-1/8" Face	ANSI 4-7/8"	626	—	437
33800157	■	C840 Privacy	LR	C	2-3/4" - 1-1/8" Face	ANSI 4-7/8"	626	—	501
33800158	■	C853D Entry	LR	C	2-3/4" - 1-1/8" Face	ANSI 4-7/8"	626	SCKD	581
33800159	■	C853J Entry	LR	C	2-3/4" - 1-1/8" Face	ANSI 4-7/8"	626	IC	581
33800160	■	C870D Classroom	LR	C	2-3/4" - 1-1/8" Face	ANSI 4-7/8"	626	SCKD	581
33800161	■	C870J Classroom	LR	C	2-3/4" - 1-1/8" Face	ANSI 4-7/8"	626	IC	581
33800162	■	C880D Storeroom	LR	C	2-3/4" - 1-1/8" Face	ANSI 4-7/8"	626	SCKD	581
33800163	■	C880J Storeroom	LR	C	2-3/4" - 1-1/8" Face	ANSI 4-7/8"	626	IC	581




**CL700 Series Grade 2 Cylindrical Lever Locks**

PN #	Warehouse	Product	Lever	Rose	Latch	Strike	Finish	Keying	List \$
<b>626 Finish</b>									
33800012	■	CL701 Single Dummy	LR	E	2-3/4" - 1-1/8" Face	ANSI 4-7/8"	626	—	112
33800013	■	CL710 Passage	LR	E	2-3/4" - 1-1/8" Face	ANSI 4-7/8"	626	—	196
33800014	■	CL740 Privacy	LR	E	2-3/4" - 1-1/8" Face	ANSI 4-7/8"	626	—	224
33800015	■	CL753D Entry	LR	E	2-3/4" - 1-1/8" Face	ANSI 4-7/8"	626	SC KD	287
33800016	■	CL753J Entry	LR	E	2-3/4" - 1-1/8" Face	ANSI 4-7/8"	626	IC	287
33800017	■	CL770D Classroom	LR	E	2-3/4" - 1-1/8" Face	ANSI 4-7/8"	626	SC KD	287
33800018	■	CL770J Classroom	LR	E	2-3/4" - 1-1/8" Face	ANSI 4-7/8"	626	IC	287
33800019	■	CL780D Storeroom	LR	E	2-3/4" - 1-1/8" Face	ANSI 4-7/8"	626	SC KD	287
33800020	■	CL780J Storeroom	LR	E	2-3/4" - 1-1/8" Face	ANSI 4-7/8"	626	IC	287
33800063	☐	CL701 Single Dummy	LC	E	2-3/4" - 1-1/8" Face	ANSI 4-7/8"	626	—	112
33800064	☐	CL710 Passage	LC	E	2-3/4" - 1-1/8" Face	ANSI 4-7/8"	626	—	196
33800065	☐	CL740 Privacy	LC	E	2-3/4" - 1-1/8" Face	ANSI 4-7/8"	626	—	224
33800066	☐	CL753D Entry	LC	E	2-3/4" - 1-1/8" Face	ANSI 4-7/8"	626	SCKD	287
33800067	☐	CL770D Classroom	LC	E	2-3/4" - 1-1/8" Face	ANSI 4-7/8"	626	SCKD	287
33800068	☐	CL780D Storeroom	LC	E	2-3/4" - 1-1/8" Face	ANSI 4-7/8"	626	SCKD	287



**C500 Series Economy Grade 2 Cylindrical Lever Locks**

PN #	Warehouse	Product	Lever	Rose	Latch	Strike	Finish	Keying	List \$
<b>626 Finish</b>									
33800024	■	C501 Single Dummy	LR	C	2-3/4" - 1" Face with Filler	ANSI 4-7/8"	626	—	69
33800025	■	C510 Passage	LR	C	2-3/4" - 1" Face with Filler	ANSI 4-7/8"	626	—	117
33800026	■	C540 Privacy	LR	C	2-3/4" - 1" Face with Filler	ANSI 4-7/8"	626	—	120
33800027	■	C553D Entry	LR	C	2-3/4" - 1" Face with Filler	ANSI 4-7/8"	626	SCKD	129
33800028	■	C553J Entry	LR	C	2-3/4" - 1" Face with Filler	ANSI 4-7/8"	626	IC	129
33800029	■	C570D Classroom	LR	C	2-3/4" - 1" Face with Filler	ANSI 4-7/8"	626	SCKD	129
33800030	■	C570J Classroom	LR	C	2-3/4" - 1" Face with Filler	ANSI 4-7/8"	626	IC	129
33800031	■	C580D Storeroom	LR	C	2-3/4" - 1" Face with Filler	ANSI 4-7/8"	626	SCKD	129
33800032	■	C580J Storeroom	LR	C	2-3/4" - 1" Face with Filler	ANSI 4-7/8"	626	SCKD	129
33800033	■	C501 Single Dummy	LC	C	2-3/4" - 1" Face with Filler	ANSI 4-7/8"	626	—	69
33800034	■	C510 Passage	LC	C	2-3/4" - 1" Face with Filler	ANSI 4-7/8"	626	—	117
33800035	■	C540 Privacy	LC	C	2-3/4" - 1" Face with Filler	ANSI 4-7/8"	626	—	120
33800036	■	C553D Entry	LC	C	2-3/4" - 1" Face with Filler	ANSI 4-7/8"	626	SCKD	129
33800037	■	C580D Storeroom	LC	C	2-3/4" - 1" Face with Filler	ANSI 4-7/8"	626	SCKD	129




**C300/J300 Series Grade 2 Cylindrical and Interconnected Locks**

PN #	Warehouse	Product	Function	Lever	Latch	Strike	Finish	Keying	List \$
<b>626 Finish</b>									
33800105	■	C301	Single Dummy	LR	—	—	626	—	33
33800140	■	C310	Passage	LR	238N 100R	Full Lip Radius	626	—	66
33800142	■	C340	Privacy	LR	238N 100R	Full Lip Radius	626	—	70
33800141	■	C310	Passage	LC	238N 100R	Full Lip Radius	626	—	66
33800143	■	C340	Privacy	LC	238N 100R	Full Lip Radius	626	—	70
33800126	■	J310	Entry, Single Cylinder	LR	234F 118S	T Strike	626	SCKD	355

**Deadbolts**

PN #	Warehouse	Product	Latch	Finish	Keying	List \$
<b>630 Finish</b>						
33800052	■	DB660D Cylinder x Turn	Adj, 1" Face with Filler	630	SCKD	87
33800053	■	DB660J Cylinder x Turn	Adj, 1" Face with Filler	630	IC	87
<b>626 Finish</b>						
33800050	■	DB660D Cylinder x Turn	Adj, 1" Face with Filler	626	SCKD	87
33800051	■	DB660J Cylinder x Turn	Adj, 1" Face with Filler	626	IC	87



# Exit Devices


## 9000 Series Grade 1 Wide Stile Exit Devices

PN #	Warehouse	Product	Length	Height	Hand	Strike	Finish	List \$
11913920	■	9300	B	—	—	463	689	867
11900100	■	9300	B	—	—	463	630	1,346
11910310	■	9300	A	—	—	463	630	1,346
11913937	☒	F9300	B	—	—	463	689	1,039
11900104	■	F9300	B	—	—	463	630	1,511
11910311	☒	F9300	A	—	—	463	630	1,511
11900108	☒	9400	B	7'	RHR	426/439	630	1,961
11900107	☒	9400	B	7'	LHR	426/439	630	1,961
11900112	☒	F9400	B	7'	RHR	426/439	630	2,151
11900111	☒	F9400	B	7'	LHR	426/439	630	2,151
11914010	☒	LB9400 (Less bottom rod)	B	7'	RHR	426	630	1,961
11914009	☒	LB9400 (Less bottom rod)	B	7'	LHR	426	630	1,961
11913922	☒	LBF9400	B	7'	RHR	426	630	2,151
11913921	☒	LBF9400	B	7'	LHR	426	630	2,151
11900116	☒	9500 *(08)	B	—	RHR	465	630	1,884

\* For EO, O2, O8, 23 functions use O8 device

## 9000 Series Wide Stile Trim

PN #	Warehouse	Product	Cylinder	Keying	Finish	List \$
95006897	☒	HRT05	D	SC KD	630	290
95008560	☒	PRT02	—	—	630	189
95008617	☒	PRT03	D	SC KD	630	275
95009803	☒	YC08	D	SC KD	630	537
95010417	■	YR08	D	SC KD	630	537
34000001	☒	YR08	L	—	630	507
95010372	☒	YR08M (9500 Series Only)	D	SC KD	630	537
95010711	☒	YT08	D	SC KD	630	537
95009951	☒	YC23	—	—	630	430
95010564	■	YR23	—	—	630	430



**9000 Series Grade 1 Narrow Stile Exit Devices**

PN #	Warehouse	Product	Length	Height	Hand	Strike	Finish	List \$
95058069	☒	9700	BB	—	—	430	630	1,643
95058072	☒	9800	BB	7'	RHR	426/439	630	2,160
95058071	☒	9800	BB	7'	LHR	426/439	630	2,160

**9000 Series Narrow Stile Trim**

PN #	Product	Cylinder	Keying	Finish	List \$
95058077	☒ ZP02	—	—	630	319
95058078	☒ ZP03	D	SC KD	630	459
95058082	☒ ZR08	D	SC KD	630	537
95058080	☒ ZT08	D	SC KD	630	537

**8000 Series Grade 1 Standard Exit Devices**


PN #	Warehouse	Product	Length	Height	Hand	Strike	Finish	List \$
11800008	■	8300	B	—	—	463	689	491
11800194	■	8300	A	—	—	463	689	491
11800208	■	F8300	B	—	—	463	689	673
11800006	☒	8400	B	7'	RHR	426/439	689	813
34000009	☒	8400	B	7'	LHR	426/439	689	813
11800216	☒	F8400	B	7'	RHR	426/439	689	1,034
34000002	☒	F8400	B	7'	LHR	426/439	689	1,034

**8000 Series Trim**

PN #	Warehouse	Product	Cylinder	Keying	Finish	List \$
95052308	☒	8PDT	—	—	689	85
95052326	☒	8P03	D	SC KD	689	141
34000005	■	8R08	D	SC KD	689	311
34000004	■	8R08	D	SC KD	626	349
34000003	☒	8R08J	J	—	689	311
34000010	☒	8R08J	J	—	626	349
95008957	☒	8R23	—	—	689	254
34000006	☒	8R23	—	—	626	289

**Mullions**

PN #	Warehouse	Product	Finish	List \$
95041980	■	1330-8 (Steel mullion)	600	450
95005018	☒	F1300-8 (Fire listed steel mullion)	600	754
34000007	☒	F1340 KR-8 (Fire listed key removable mullion)	600	1,159



**Accessories and Service Items**

PN #	Warehouse	Product		Finish	List \$
95009070	☒	SNB Sex Nuts		630	14
95044866	☒	320 Strike – RIM		693	61
95046951	■	463 Strike – RIM (Fire-rated & NON)		693	63
95046248	☒	426 Strike – SVR		693	40
95004861	■	ETR – Top Rod Extension Kit	(9400 or 9800 series, for doors 8' to 10')	630	102
95004847	■	ETR – Top Rod Extension Kit	(8400 series, doors from 7'6" to 10')	689	52
95006734	☒	GK9000	(for 9000 series wide stile only)	630	77
95006729	☒	GK8000	(for 8000 series only)	693	77
95008528	☒	Popper (for fire rated LB vert. rod)		N/A	70
95002640	☒	8DRKIT (Dogging repair kit)	(for 8000 series only)	N/A	84
95052775	☒	9DRKIT (Dogging repair kit)	(for 5000 or 9000 series only)	N/A	84
95052779	☒	9GALD (Alum. door bracket & screws)	(for 9100 series only)	N/A	107
95001851	☒	BPA-KIT	(for 9000 series wide stile only, size B)	630	620
95002388	☒	CD-KIT	(for 9000 series wide stile only, size B)	630	179

## Electronic Access Control Components

### 1,500 lb Magnetic Locks


PN #	Warehouse	Product	Description	Finish	List \$
33400014	☒	EML310 BA DP 628	Magnetic lock, single door, 1500 lb holding	628	642

### Electric Strikes

PN #	Warehouse	Product	Description	Dual Voltage	Finish	List \$
33400016	☒	ES62F FSV 630	Electric strike, fire rated, surface rim	12 or 24 VDC	630	590
33400017	☒	ES96F FSV 630	Electric strike, fire rated, modular mortise/cylindrical	12 or 24 VDC	630	585

### Power Supplies and Accessories

PN #	Warehouse	Product	Description	Dual Voltage	List \$
33400018	☒	PS610RF	1.0 A @ 24 VDC filter/reg, class 2 selectable output, fire panel interface standard	12 or 24 VDC	440






## Low Energy Operator

## ED900

PN #	Warehouse	Product	Arm	Finish	List \$
33700001	■	ED900	J8	689	5,724
33700002	■	ED900	T	689	5,724
33700003	■	RFR 433 Receiver	—	—	233
08108210	■	WS1 Wall Switch	—	—	290
33700004	■	WSRFT 1 433 SQ4 Wall Switch, 4-1/2" Square	—	—	466



# Surface Door Closers

## TS93 Series

PN #	Warehouse	Product	Arm	Cover	Fastener	Finish	List \$
93000706	■	TS9315 (Cam & roller technology)	T	FMC	SN3	689	556
93000709	■	TS9315 (Cam & roller technology)	PT	FMC	SN3	689	556
33400001	■	TS9315 (Cam & roller technology)	ST	FMC	SN3	689	802

## 8900 Series


PN #	Warehouse	Body	Arm	Cover	Fastener	Finish	List \$
30000050	■	8916	AF89P	FC	SN1	689	513
30001450	□	8916	AF89P	FMC	SN1	689	520
30001310	■	8916	SPA	FC	SN1	689	533
30000054	■	8916	DS	FC	SN1	689	569
30001076	□	8916	DST	FC	SN1	689	618
30001727	■	8916	SDS	FC	SN1	689	718
30001728	■	8916	SDST	FC	SN1	689	766

## 8600 Series

PN #	Warehouse	Body	Arm	Cover	Fastener	Finish	List \$
28003500	■	8616	AF86P	COV	SNB1	689	364
28003520	□	8616	AF86P	FC	SNB1	689	370
28003460	■	8616	ARP	COV	SNB1	689	351
28003550	□	8616	ARP	FC	SNB1	689	357
28010180	■	8616	FHP	COV	SNB1	689	409
28003730	■	8616	DS	COV	SNB1	689	425
28010150	■	8616	DST	COV	SNB1	689	476


## 7400 Series

PN #	Warehouse	Body	Arm	Fastener	Finish	List \$
33400003	■	7436	ARP	COMBO	689	244
33400004	■	7414	ARP	COMBO	689	244
28003480	■	7436	ARP	SNB1	689	251
28001860	■	7414	ARP	SNB1	689	251



## Surface Closer Accessories and Service Items

PN #		Product	Finish	List \$
<b>Arms</b>				
08205590	■	AF89P	689	88
33400007	■	AF86	689	71
08205630	□	ARP	689	69
33400008	■	AR	689	62
33400009	■	FHP	689	116
<b>Backplates</b>				
08211960	■	BP640C	689	5
08205660	□	BP86	689	31
08098830	■	BP89	689	33
<b>Covers</b>				
08098840	■	COV	689	18
33400006	■	FC	689	23
<b>Drop Plates</b>				
08098810	■	DP74	689	31
08098820	■	DP86	689	31
08205680	□	DP86FC	689	31
08096920	■	DP89	689	33
<b>Miscellaneous</b>				
33400005	■	BSHD	689	26
08032860	■	P86	689	16
08211160	■	DPK86	689	9
08111320	■	DPK89	689	9
08081290	■	SN1	689	7
08098850	■	SNB1	689	7



# Electromagnetic Door Holders

## EM Series

PN #	Warehouse	Package	Finish	List \$
33400011	■	EM504	689	408
33400010	■	EM508	689	433

## EM Accessories and Service Items

PN #	Warehouse	Product	Finish	List \$
33400013	■	ER1.5 (1-1/2" extension rod)	689	66
33400012	■	ER2.0 (2" extension rod)	689	74

# Concealed Door Closers


## ITS Series

PN #	Warehouse	Body	Description	NHO/HO	Finish	List \$
33600001	■	ITS9613	—	NHO	689	497
33600002	■	THKIT	(ITS HO Kit)	—	—	65

## RTS Series

PN #	Warehouse	Package	Spring	Stop	NHO/HO	Extension	List \$
33600003	■	RTS88	SZ3	105°	NHO	5 mm	443
33600004	■	RTS88	SZ3	105°	HO	5 mm	443
33600005	■	RTS88	SZ3	90°	NHO	5 mm	443
33600006	■	RTS88	SZ3	90°	HO	5 mm	443
33600007	■	RTS88	BFI	105°	NHO	5 mm	443
33600008	■	RTS88	BFI	105°	HO	5 mm	443
33600009	■	RTS88	BFE	105°	NHO	5 mm	443
33600010	■	RTS88	BFE	105°	HO	5 mm	443
33600047	■	RTS88	SZ3	105°	NHO	—	443
33600048	■	RTS88	SZ3	105°	HO	—	443
33600050	■	RTS88	SZ3	90°	NHO	—	443
33600051	■	RTS88	BFE	105°	NHO	—	443
33600052	■	RTS88	BFI	105°	NHO	—	443

**NOTE:** RTS88 Body only prices above (include mounting brackets)




**RTS Accessories and Service Items**

PN #	Warehouse	Model	Description	Finish	List \$
33600011	■	CRNR BRKT	Header to side Jamb 1" web	—	9
33600012	■	8835	End load arm 1" web	—	119
33600013	■	8836	End load arm 7/8" web	—	119
33600014	■	8837	End load arm 5/8" web	—	119
33600015	■	8838	End load arm 3/4" web	—	119
33600016	■	8812	Offset arm	—	177
33600017	■	8852	Short floor pivot	—	82
33600018	■	8853	Tall floor pivot	—	82
33600019	■	8855	Short threshold pivot	—	82
33600022	■	8532	Steel frame mounting channel	—	64
33600024	■	8820J	Conversion bracket, Jackson to RTS (use with standard RTS CRNR BRKT)	—	18

**BTS Series**

PN #	Warehouse	Package	Spring	Top Pivot	Bottom Pivot	Cover	Hand	Spindle	HO/HNO	Finish	List \$
33600025	■	BTS80B	Sz4	8062	7421	<b>7410</b>	—	74010	HO/NHO	626	1,599



**BTS Accessories and Service Items**

PN #	Warehouse	Product	Hand	Finish	List \$
33600028	■	BTS80 Sz. 3	—	(no finish)	1,147
33600029	■	BTS80 Sz. 4	—	(no finish)	1,147
33600030	■	BTS80 Sz. 6	—	(no finish)	1,147
33600031	■	BTS75V NHO 1-4	—	(no finish)	1,050
33600032	■	BTS75V BF NHO 1-4	—	(no finish)	1,050
33600033	■	BTS75V 90 HO 1-4	—	(no finish)	1,111
33600034	■	74003 (Spindle insert)	—	(no finish)	80
33600035	■	74005 (Spindle insert)	—	(no finish)	80
33600036	■	74007 (Spindle insert)	—	(no finish)	80
33600037	■	74010 (Spindle insert)	—	(no finish)	80
33600038	■	74015 (Spindle insert)	—	(no finish)	105
33600039	■	74020 (Spindle insert)	—	(no finish)	105
33600040	■	74025 (Spindle insert)	—	(no finish)	105
33600041	■	80010 (3° Spindle insert)	LH	(no finish)	80
33600042	■	80010 (3° Spindle insert)	RH	(no finish)	80
33600043	■	7410 (BTS80 cover plate)	—	630	127
33600044	■	7410 (BTS80 cover plate)	—	613	127
33600045	■	7510 (BTS75V cover plate)	—	630	127
33600046	■	7510 (BTS75V cover plate)	—	613	127

Pivots

**LM Series Pivot Sets and Pivot Hardware**

PN #	Warehouse	Package	Finish	List \$
33500001	■	CP440	626/630	357
33500002	■	OP440 RH	626	447
33500003	■	OP440 LH	626	447

**LM Pivot Accessories and Service Items**

PN #	Warehouse	Product	Finish	List \$
33500004	■	75220 RH (3/4" offset intermediate)	626	302
33500005	■	75220 LH (3/4" offset intermediate)	626	302

