



# SafeRoute

## The intelligent way

Whether it's an emergency exit or an escape route, regulated access times or an interlock function, the SafeRoute emergency exit and escape route system makes it possible to intelligently integrate various, often conflicting requirements for doors. With its innovative and reliable solutions, SafeRoute not only impresses the fire brigade, police and building supervision, but also planners, architects, installers, distributors and building operators have numerous benefits.

### Everything imaginable - thanks to licensing.

The innovative emergency exit and escape route system from dormakaba is logically tailored to its conditions of use. This means that with SafeRoute you benefit from the new licensing model

(Mini, Basic or Standard), where you only pay for the functions you actually need. If necessary, the system can be upgraded with additional functions at any time through licence expansion. The existing hardware remains unchanged. You are purchasing only the new licence.

### The new, efficient escape route security system SafeRoute is an entirely new form of flexibility and planning reliability.

Thought about everything, made for everyone. Whatever your door situation, speak with your dormakaba customer advisor. Working in tandem with you, they will devise the most ideal SafeRoute system for your needs.

### Benefits at a glance:














- Greater flexibility thanks to a new licensing model with no subscription
- Planning reliability thanks to largely standardised hardware
- Simple wiring thanks to the enhanced DCW® system bus
- Can be adapted to current needs through licence expansion at any time
- Intelligent light ring display: simplifies installation and commissioning, improves service quality through easy identification of system status or faults
- Simple alarm reset via non-locking emergency button
- Can be supplied with power from any point within the system bus
- Robust surface-mounted housing in the XEA design with a light metal frame
- Available in lots of colour combinations
- Approved in accordance with EltVTR (German directive for electrical locking systems on escape route doors)
- Complies with the requirements of EN 13637



# Customised solutions from a single source

Whether it's opening, closing or controlling, we supply you with all the SafeRoute escape route security system components from a single source. Our flexible modular system always keeps the right module at hand.

## The basic components

<p><b>STV 1xx</b> Electromechanical door locking</p> 	<p><b>STV 2xx</b> Electromagnetic door locking device</p> 	<p><b>STV 5xx</b> Electromechanical door locking device for concealed frame installation</p> 		
				
<p><b>STL-G with a licence card as master</b> All-in-one terminal for surface mounting</p> 	<p><b>SCU-UP with a licence card as master</b> Individual components for flush-mounting</p> 	<p><b>SCU-DR with a licence card as master</b> System components for top hat rail mounting</p> 		
<p>The SafeRoute Control Unit (SCU) is the heart of the new SafeRoute system. Depending on the licence card chosen, many other DCW® system components can be connect-</p>	<p>ed, e.g. a key switch, touch display, I/O module or smoke detector. It can also be networked and connected to a higher-level building control system.</p>	<table border="1"> <tr> <td data-bbox="1031 887 1241 1115"> <p><b>STL-G (slave)</b></p>  </td> <td data-bbox="1257 887 1473 1115"> <p><b>SCU-UP (slave)</b></p>  </td> </tr> </table>	<p><b>STL-G (slave)</b></p> 	<p><b>SCU-UP (slave)</b></p> 
<p><b>STL-G (slave)</b></p> 	<p><b>SCU-UP (slave)</b></p> 			

# XEA – excellent design in many colours

**Combine various colours and surface finishes however you want to match the overall system.**

The new surface-mounted terminal in the XEA design is the intelligent and aesthetic way to escape route security.

SafeRoute is not only suitable as a design element, but it can also be easily combined with other dormakaba products in the XEA design.

Thanks to numerous colour and surface finish variants, you have a whole range of customisation options open to you and can be as flexible as you wish when it comes to aesthetics.



**Any questions? We are happy to advise you and devise your customised SafeRoute system.**