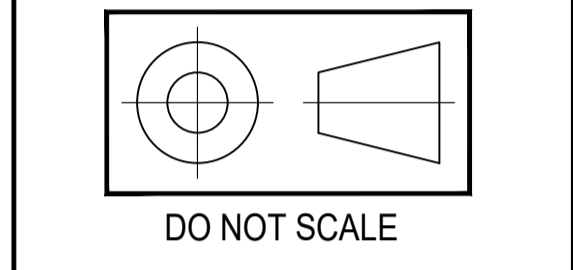


PART No.

PROJECT:
DESIGNED:
CHECKED:
APPROVED: KEVIN BLACOW
DRAWN: LEO KOSASIH
SCALE: 1 : 10
DATE: 06-08-2018

WITHIN 0.01 ANY DIAMETER TO CENTER LINE
WITHIN 0.01 ANY FACE TO CENTER LINE
ALL DIMENSIONS IN MILLIMETRES UNLESS OTHERWISE SPECIFIED
TOLERANCES: ±0.1 UNLESS OTHERWISE SPECIFIED
MACHINING SURFACE FINISH: UNLESS OTHERWISE SPECIFIED
HEAT TREATMENT: NIL

REMOVE ALL BURRS, SHARP CORNERS AND PROCESSING RESIDUE DRAWN TO AS1100 DIMENSIONS IN MILLIMETRES



dormakaba


46 - 52 ABBOTT ROAD, HALLAM
VICTORIA 3803
PO BOX 1035
NARRE WARREN 3805
AUSTRALIA
FAX:- (03) 8795 0250
PHONE:- (03) 8795 0270
WEB SITE:- www.dormakaba.com.au
dormakaba Australia Pty. Ltd.

dormakaba
INFORMATION SHOWN ON THIS DRAWING MAY ORIGINATE FROM OUTSIDE THE COMPANY. NO MANUFACTURE OR RE-SOURCING SHOULD BE MADE WITHOUT PRIOR CONSULTATION WITH THE MANAGER, ENGINEERING SERVICES.

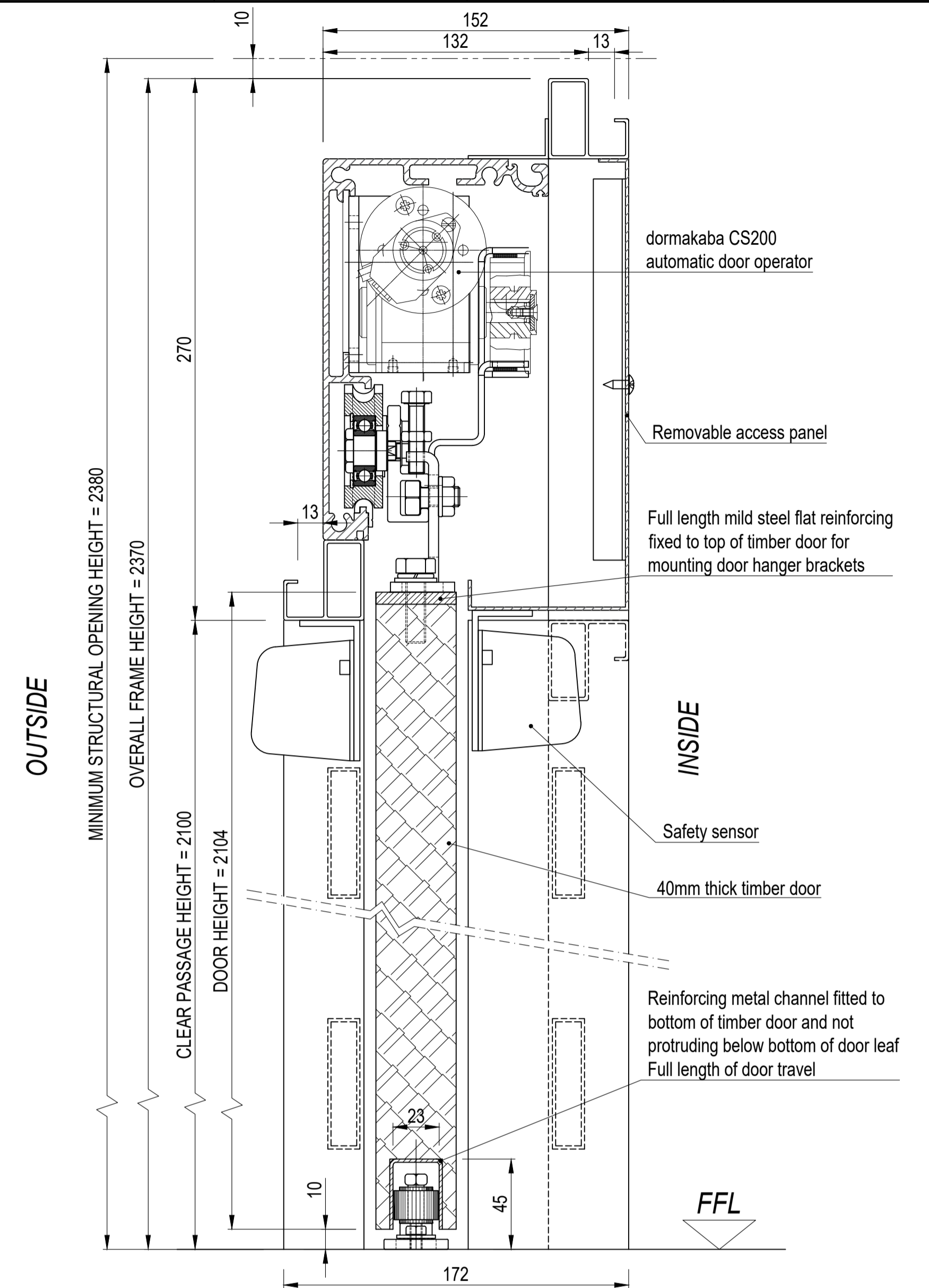
THIS DOCUMENT CONTAINS CONFIDENTIAL INFORMATION WHICH MUST NOT BE COPIED WHOLLY OR IN PART, NOR DISCLOSED TO ANY PERSON WITHOUT OUR PRIOR AUTHORITY IN WRITING.
© dormakaba 2018.

DISCLAIMER:-
ALL ILLUSTRATIONS AND SPECIFICATIONS PRESENTED IN THIS DRAWING ARE A GUIDE ONLY FOR THE INSTALLATION OF DORMA AUTOMATIC DOOR OPERATORS. THESE ARE BASED ON THE LATEST PRODUCT INFORMATION AVAILABLE AT THE TIME. FOR ALL CASES, CALCULATIONS FOR THE STRUCTURAL PERFORMANCE AND SITE CONDITIONS MUST BE COMPLETED BY A QUALIFIED STRUCTURAL ENGINEER.

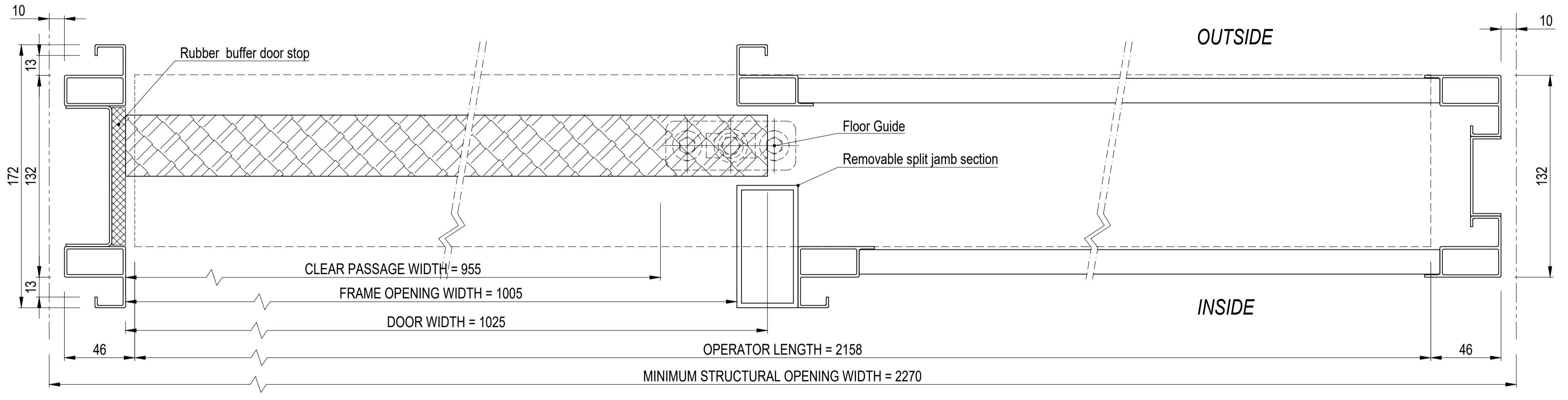
GENERAL NOTES:



ELEVATION VIEW - INSIDE



VERTICAL SECTION (1 : 2)



HORIZONTAL SECTION (1 : 2)

REV.	ZONE	ITEM	DATE	AMENDMENT	CHECKED	APPROVED	ITEM	QTY.	DESCRIPTION	PART No.	DRAWING No.
									TITLE: AUTOMATIC CAVITY SLIDING DOOR WITH CS20 OPERATOR LEFT HAND SINGLE LEAF - TIMBER DOOR		
							A1	DRG No: 211-01-008			REV. A