



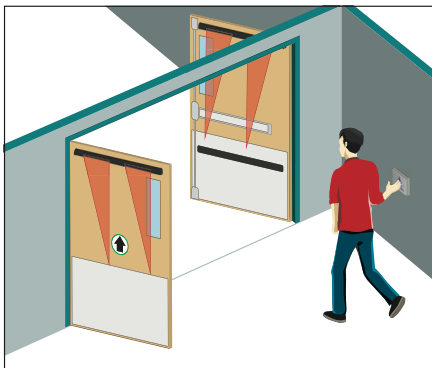
Jamb push plates

Automatic swinging doors

Description

Jamb push plates improve overall door access and seamlessly integrate with automatic door operator activation. ADA compliant push plates are available in two graphic options.

Jamb push plates are a low profile alternative to regular size plates and can be mounted in areas with limited space available, such as on guide rails.

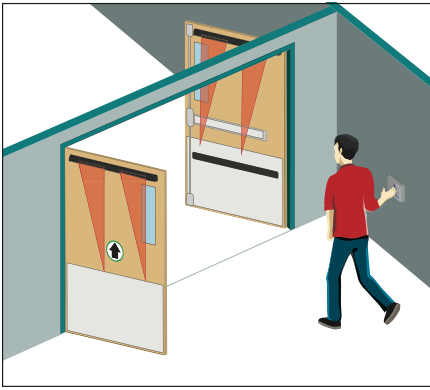


Jamb push plates may be hard-wired to the door operator or connected to dormakaba wireless transmitters.

Features & benefits

- 1/16" thick stainless steel for maximum durability.
- Concealed fasteners to minimize vandalism.
- Complete kits available including plates, mounting boxes, and optional wireless devices for ease of ordering.
- Available with text "Push to Open" and International Symbol of Access (ISA) icon or with ISA icon only.
- Compatible with both surface and flush mount boxes.

Applications



Low energy doors



Wireless compatibility

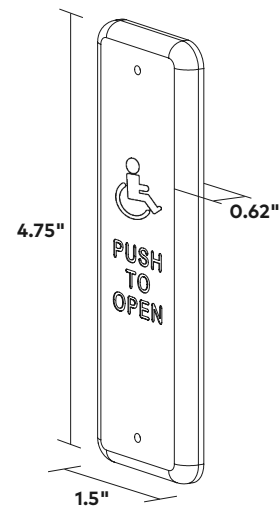


Request to exit

Technical specifications

Faceplate material	16 gauge, 304 2B Stainless Steel
Backplate material	1/8" thick, Aluminum
Mounting screws	Stainless Steel, 6-32 x 1" & 8-32 x 1" Allen head size: 5/64"
Cherry switch	Single-pole, 15 A, COM / NO / NC, UL Recognized
Compatible wireless frequencies	900, 433, or 300 MHz
Faceplate dimensions	1.5" (W) x 4.75" (H) x 0.62" (D)

Jamb push plate dimensional drawing



Jamb push plates



DX3339-040
"PUSH TO OPEN"
TEXT & ISA ICON



DX3339-080
ISA ICON



dormakaba USA Inc.
Dorma Drive, Drawer AC
Reamstown, PA 17567
844-SPECNOW
www.dormakaba.us

dormakaba Canada
1680 Courtney Park Dr. Unit 13
Mississauga, ON L5T 1R4
800.387.4938
www.dormakaba.ca