

MUNDUS Oberlichtbeschlag PT41

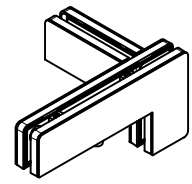
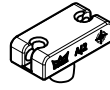
mit Aussteifung rechts



38.420/38.423/38.426

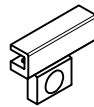
MUNDUS Comfort, Einsatz mit Zapfen
Art. Nr. 38.420 - 8-12 mm Glas

MUNDUS Premium, Einsatz mit Zapfen
Art. Nr. 42.420 - 8-12 mm Glas
Art. Nr. 42.421 - 12-15 mm Glas
Art. Nr. 42.422 - 15-19 mm Glas
Art. Nr. 42.474 - 19-22 mm Glas



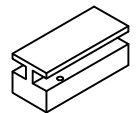
MUNDUS Comfort, Anschlageseinsatz
Art. Nr. 38.423 - 8-15 mm Glas

MUNDUS Premium, Anschlageseinsatz
Art. Nr. 42.423 - 8-15 mm Glas
Art. Nr. 42.425 - 15-19 mm Glas
Art. Nr. 42.475 - 19-22 mm Glas

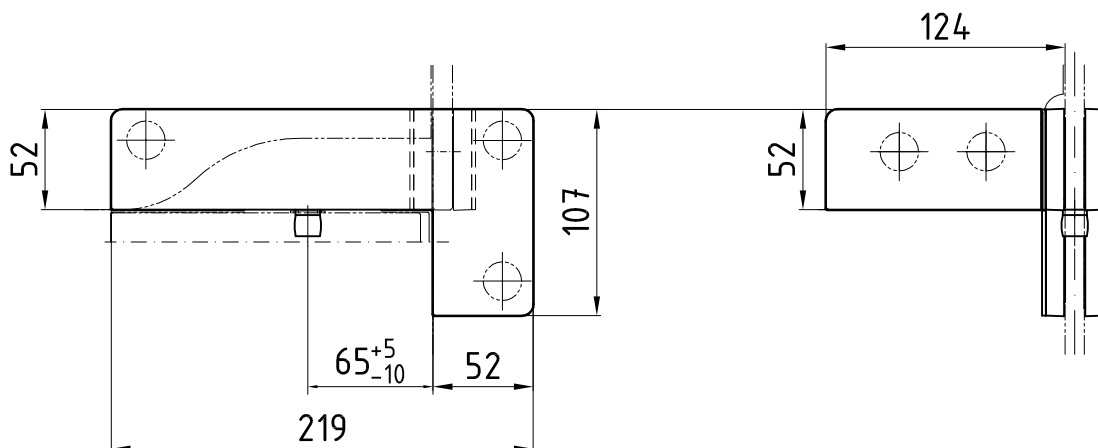
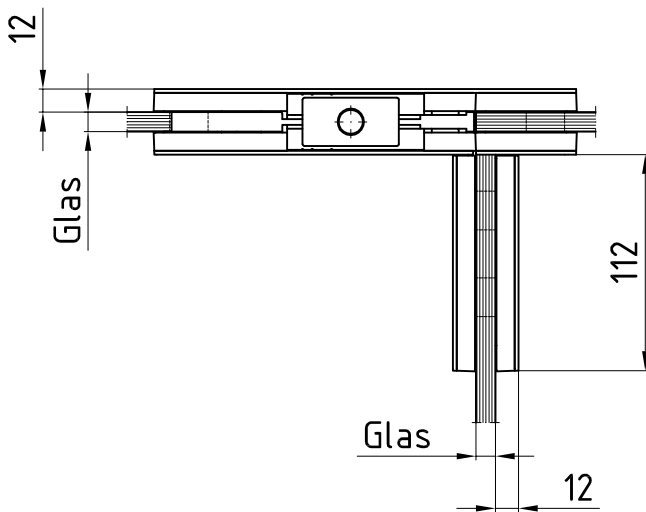


MUNDUS Comfort, Blindeinsatz
Art. Nr. 38.426 - 8-15 mm Glas

MUNDUS Premium, Blindeinsatz
Art. Nr. 42.426 - 8-15 mm Glas
Art. Nr. 42.428 - 15-19 mm Glas
Art. Nr. 42.429 - 19-22 mm Glas



Glasbearbeitung
siehe Detail 38-042



L:\DEBFN\WORKGROUPS\KONSTRUKTION\INTERNA\DETAIL\38\38-029B.DWG