


Select Service Quick Ship Program

For smaller orders of popular products when you need them fast —we have you covered

dormakaba's Select Service Quick Ship program offers complete nationwide coverage. Eligible products ship within 24 hours.

To order, indicate **Select Service** on your Purchase Order and send by email or fax:

hardwareselect.us@dormakaba.com | 866-376-7632




Contents

Locks	S2
Exit Devices	S6
EAC Components	S8
Low Energy Operator	S9
Surface Closers	S10
Electromagnetic Door Holders	S12
Concealed Closers/Pivots	S12

NOTES:

- Standard freight and discount schedules and terms of sale apply. Please refer to current price list for details.
- We reserve the right to limit quantities or decline an order if the credit status of the buyer is not satisfactory.
- Orders cannot be cancelled.
- Select Service Quick Ship available only in the United States.
- All prices in U.S. dollars.
- Products and prices are subject to change without notice.
- Limited quantities available.


Key

-  **"New"** to Select Service, Available in East and West Coast Warehouse
-  Available in East and West Coast Warehouse
-  Available only in East Coast Warehouse

Locks


C800 Series Grade 1 Cylindrical Lever Locks

PN #	Warehouse	Product	Lever	Rose	Latch	Strike	Finish	Keying	List \$
626 Finish, E Rose									
33800001	■	C801 Single Dummy	LR	E	2-3/4" - 1-1/8" Face	ANSI 4-7/8"	626	—	178
33800002	■	C810 Passage	LR	E	2-3/4" - 1-1/8" Face	ANSI 4-7/8"	626	—	415
33800003	■	C840 Privacy	LR	E	2-3/4" - 1-1/8" Face	ANSI 4-7/8"	626	—	476
33800004	■	C853D Entry	LR	E	2-3/4" - 1-1/8" Face	ANSI 4-7/8"	626	SCKD	552
33800005	■	C853J Entry	LR	E	2-3/4" - 1-1/8" Face	ANSI 4-7/8"	626	IC	552
33800006	■	C870D Classroom	LR	E	2-3/4" - 1-1/8" Face	ANSI 4-7/8"	626	SCKD	552
33800007	■	C870J Classroom	LR	E	2-3/4" - 1-1/8" Face	ANSI 4-7/8"	626	IC	552
33800008	■	C880D Storeroom	LR	E	2-3/4" - 1-1/8" Face	ANSI 4-7/8"	626	SCKD	552
33800009	■	C880J Storeroom	LR	E	2-3/4" - 1-1/8" Face	ANSI 4-7/8"	626	IC	552
626 Finish, C Rose									
33800155		C801 Single Dummy	LR	C	2-3/4" - 1-1/8" Face	ANSI 4-7/8"	626	—	178
33800156	■	C810 Passage	LR	C	2-3/4" - 1-1/8" Face	ANSI 4-7/8"	626	—	415
33800157	■	C840 Privacy	LR	C	2-3/4" - 1-1/8" Face	ANSI 4-7/8"	626	—	476
33800158	■	C853D Entry	LR	C	2-3/4" - 1-1/8" Face	ANSI 4-7/8"	626	SCKD	552
33800159	■	C853J Entry	LR	C	2-3/4" - 1-1/8" Face	ANSI 4-7/8"	626	IC	552
33800160	■	C870D Classroom	LR	C	2-3/4" - 1-1/8" Face	ANSI 4-7/8"	626	SCKD	552
33800161	■	C870J Classroom	LR	C	2-3/4" - 1-1/8" Face	ANSI 4-7/8"	626	IC	552
33800162	■	C880D Storeroom	LR	C	2-3/4" - 1-1/8" Face	ANSI 4-7/8"	626	SCKD	552
33800163	■	C880J Storeroom	LR	C	2-3/4" - 1-1/8" Face	ANSI 4-7/8"	626	IC	552




CL700 Series Grade 2 Cylindrical Lever Locks

PN #	Warehouse	Product	Lever	Rose	Latch	Strike	Finish	Keying	List \$
626 Finish									
33800012	■	CL701 Single Dummy	LR	E	2-3/4" - 1-1/8" Face	ANSI 4-7/8"	626	—	107
33800013	■	CL710 Passage	LR	E	2-3/4" - 1-1/8" Face	ANSI 4-7/8"	626	—	187
33800014	■	CL740 Privacy	LR	E	2-3/4" - 1-1/8" Face	ANSI 4-7/8"	626	—	213
33800015	■	CL753D Entry	LR	E	2-3/4" - 1-1/8" Face	ANSI 4-7/8"	626	SC KD	273
33800016	■	CL753J Entry	LR	E	2-3/4" - 1-1/8" Face	ANSI 4-7/8"	626	IC	273
33800017	■	CL770D Classroom	LR	E	2-3/4" - 1-1/8" Face	ANSI 4-7/8"	626	SC KD	273
33800018	■	CL770J Classroom	LR	E	2-3/4" - 1-1/8" Face	ANSI 4-7/8"	626	IC	273
33800019	■	CL780D Storeroom	LR	E	2-3/4" - 1-1/8" Face	ANSI 4-7/8"	626	SC KD	273
33800020	■	CL780J Storeroom	LR	E	2-3/4" - 1-1/8" Face	ANSI 4-7/8"	626	IC	273
33800063	☐	CL701 Single Dummy	LC	E	2-3/4" - 1-1/8" Face	ANSI 4-7/8"	626	—	107
33800064	☐	CL710 Passage	LC	E	2-3/4" - 1-1/8" Face	ANSI 4-7/8"	626	—	187
33800065	☐	CL740 Privacy	LC	E	2-3/4" - 1-1/8" Face	ANSI 4-7/8"	626	—	213
33800066	☐	CL753D Entry	LC	E	2-3/4" - 1-1/8" Face	ANSI 4-7/8"	626	SCKD	273
33800067	☐	CL770D Classroom	LC	E	2-3/4" - 1-1/8" Face	ANSI 4-7/8"	626	SCKD	273
33800068	☐	CL780D Storeroom	LC	E	2-3/4" - 1-1/8" Face	ANSI 4-7/8"	626	SCKD	273



C500 Series Economy Grade 2 Cylindrical Lever Locks

PN #	Warehouse	Product	Lever	Rose	Latch	Strike	Finish	Keying	List \$
626 Finish									
33800024	■	C501 Single Dummy	LR	C	2-3/4" - 1" Face with Filler	ANSI 4-7/8"	626	—	66
33800025	■	C510 Passage	LR	C	2-3/4" - 1" Face with Filler	ANSI 4-7/8"	626	—	111
33800026	■	C540 Privacy	LR	C	2-3/4" - 1" Face with Filler	ANSI 4-7/8"	626	—	114
33800027	■	C553D Entry	LR	C	2-3/4" - 1" Face with Filler	ANSI 4-7/8"	626	SCKD	123
33800028	■	C553J Entry	LR	C	2-3/4" - 1" Face with Filler	ANSI 4-7/8"	626	IC	123
33800029	■	C570D Classroom	LR	C	2-3/4" - 1" Face with Filler	ANSI 4-7/8"	626	SCKD	123
33800030	■	C570J Classroom	LR	C	2-3/4" - 1" Face with Filler	ANSI 4-7/8"	626	IC	123
33800031	■	C580D Storeroom	LR	C	2-3/4" - 1" Face with Filler	ANSI 4-7/8"	626	SCKD	123
33800032	■	C580J Storeroom	LR	C	2-3/4" - 1" Face with Filler	ANSI 4-7/8"	626	SCKD	123
33800033	■	C501 Single Dummy	LC	C	2-3/4" - 1" Face with Filler	ANSI 4-7/8"	626	—	66
33800034	■	C510 Passage	LC	C	2-3/4" - 1" Face with Filler	ANSI 4-7/8"	626	—	111
33800035	■	C540 Privacy	LC	C	2-3/4" - 1" Face with Filler	ANSI 4-7/8"	626	—	114
33800036	■	C553D Entry	LC	C	2-3/4" - 1" Face with Filler	ANSI 4-7/8"	626	SCKD	123
33800037	■	C580D Storeroom	LC	C	2-3/4" - 1" Face with Filler	ANSI 4-7/8"	626	SCKD	123




C300/J300 Series Grade 2 Cylindrical and Interconnected Locks

PN #	Warehouse	Product	Function	Lever	Latch	Strike	Finish	Keying	List \$
626 Finish									
33800105	■	C301	Single Dummy	LR	—	—	626	—	33
33800140	■	C310	Passage	LR	238N 100R	Full Lip Radius	626	—	65
33800142	■	C340	Privacy	LR	238N 100R	Full Lip Radius	626	—	69
33800141	■	C310	Passage	LC	238N 100R	Full Lip Radius	626	—	65
33800143	■	C340	Privacy	LC	238N 100R	Full Lip Radius	626	—	69
33800126	■	J310	Entry, Single Cylinder	LR	234F 118S	T Strike	626	SCKD	345

Deadbolts

PN #	Warehouse	Product	Latch	Finish	Keying	List \$
630 Finish						
33800052	■	DB660D Cylinder x Turn	Adj, 1" Face with Filler	630	SCKD	84
33800053	■	DB660J Cylinder x Turn	Adj, 1" Face with Filler	630	IC	84
626 Finish						
33800050	■	DB660D Cylinder x Turn	Adj, 1" Face with Filler	626	SCKD	84
33800051	■	DB660J Cylinder x Turn	Adj, 1" Face with Filler	626	IC	84



Exit Devices


9000 Series Grade 1 Wide Stile Exit Devices

PN #	Warehouse	Product	Length	Height	Hand	Strike	Finish	List \$
11913920	■	9300	B	—	—	463	689	858
11900100	■	9300	B	—	—	463	630	1,332
11910310	■	9300	A	—	—	463	630	1,332
11913937	☒	F9300	B	—	—	463	689	1,029
11900104	■	F9300	B	—	—	463	630	1,496
11910311	■	F9300	A	—	—	463	630	1,496
11900108	☒	9400	B	7'	RHR	426/439	630	1,941
11900107	☒	9400	B	7'	LHR	426/439	630	1,941
11900112	■	F9400	B	7'	RHR	426/439	630	2,129
11900111	■	F9400	B	7'	LHR	426/439	630	2,129
11914010	☒	LB9400 (Less bottom rod)	B	7'	RHR	426	630	1,941
11914009	☒	LB9400 (Less bottom rod)	B	7'	LHR	426	630	1,941
11913922	☒	LBF9400	B	7'	RHR	426	630	2,129
11913921	☒	LBF9400	B	7'	LHR	426	630	2,129
11900116	☒	9500 *(08)	B	—	RHR	465	630	1,865

* For EO, 02, 08, 23 functions use 08 device

9000 Series Wide Stile Trim

PN #	Warehouse	Product	Cylinder	Keying	Finish	List \$
95006897	■	HRT05	D	SC KD	630	287
95008560	■	PRT02	—	—	630	187
95008617	☒	PRT03	D	SC KD	630	272
95009803	☒	YC08	D	SC KD	630	532
95010417	■	YR08	D	SC KD	630	532
34000001	■	YR08	L	—	630	502
95010372	☒	YR08M (9500 Series Only)	D	SC KD	630	532
95010711	☒	YT08	D	SC KD	630	532
95009951	■	YC23	—	—	630	426
95010564	■	YR23	—	—	630	426



9000 Series Grade 1 Narrow Stile Exit Devices

PN #	Warehouse	Product	Length	Height	Hand	Strike	Finish	List \$
95058069	☒	9700	BB	—	—	430	630	1,626
95058072	☒	9800	BB	7'	RHR	426/439	630	2,138
95058071	☒	9800	BB	7'	LHR	426/439	630	2,138

9000 Series Narrow Stile Trim

PN #	Warehouse	Product	Cylinder	Keying	Finish	List \$
95058077	☒	ZP02	—	—	630	316
95058078	☒	ZP03	D	SC KD	630	454
95058082	☒	ZR08	D	SC KD	630	532
95058080	☒	ZT08	D	SC KD	630	532

8000 Series Grade 1 Standard Exit Devices


PN #	Warehouse	Product	Length	Height	Hand	Strike	Finish	List \$
11800008	■	8300	B	—	—	463	689	486
11800194	■	8300	A	—	—	463	689	486
11800208	■	F8300	B	—	—	463	689	666
11800006	☒	8400	B	7'	RHR	426/439	689	805
34000009	☒	8400	B	7'	LHR	426/439	689	805
11800216	■	F8400	B	7'	RHR	426/439	689	1,024
34000002	■	F8400	B	7'	LHR	426/439	689	1,024

8000 Series Trim

PN #	Warehouse	Product	Cylinder	Keying	Finish	List \$
95052308	☒	8PDT	—	—	689	84
95052326	☒	8P03	D	SC KD	689	140
34000005	■	8R08	D	SC KD	689	308
34000004	■	8R08	D	SC KD	626	345
34000003	■	8R08J	J	—	689	308
34000010	☒	8R08J	J	—	626	345
95008957	■	8R23	—	—	689	251
34000006	■	8R23	—	—	626	286

Mullions

PN #	Warehouse	Product	Finish	List \$
95041980	■	1330-8 (Steel mullion)	600	445
95005018	☒	F1300-8 (Fire listed steel mullion)	600	746
34000007	■	F1340 KR-8 (Fire listed key removable mullion)	600	1,147



Accessories and Service Items

PN #	Warehouse	Product		Finish	List \$
95009070	■	SNB Sex Nuts		630	14
95044866	■	320 Strike – RIM		693	60
95046951	■	463 Strike – RIM (Fire-rated & NON)		693	62
95046248	☒	426 Strike – SVR		693	40
95004861	■	ETR – Top Rod Extension Kit	(9400 or 9800 series, for doors 8' to 10')	630	101
95004847	■	ETR – Top Rod Extension Kit	(8400 series, doors from 7'6" to 10')	689	51
95006734	■	GK9000	(for 9000 series wide stile only)	630	76
95006729	■	GK8000	(for 8000 series only)	693	76
95008528	■	Popper (for fire rated LB vert. rod)		N/A	69
95002640	☒	8DRKIT (Dogging repair kit)	(for 8000 series only)	N/A	83
95052775	☒	9DRKIT (Dogging repair kit)	(for 5000 or 9000 series only)	N/A	83
95052779	☒	9GALD (Alum. door bracket & screws)	(for 9100 series only)	N/A	106
95001851	☒	BPA-KIT	(for 9000 series wide stile only, size B)	630	614
95002388	☒	CD-KIT	(for 9000 series wide stile only, size B)	630	177

Electronic Access Control Components

1,500 lb Magnetic Locks


PN #	Warehouse	Product	Description	Finish	List \$
33400014	☒	EML310 BA DP 628	Magnetic lock, single door, 1500 lb holding	628	623

Electric Strikes

PN #	Warehouse	Product	Description	Dual Voltage	Finish	List \$
33400016	☒	ES62F FSV 630	Electric strike, fire rated, surface rim	12 or 24 VDC	630	573
33400017	☒	ES96F FSV 630	Electric strike, fire rated, modular mortise/cylindrical	12 or 24 VDC	630	568

Power Supplies and Accessories


PN #	Warehouse	Product	Description	Dual Voltage	List \$
33400018	☒	PS610RF	1.0 A @ 24 VDC filter/reg, class 2 selectable output, fire panel interface standard	12 or 24 VDC	427



Low Energy Operator

ED900

PN #	Warehouse	Product	Arm	Finish	List \$
33700001	■	ED900	J8	689	5,504
33700002	■	ED900	T	689	5,504
33700003	■	RFR 433 Receiver	—	—	224
08108210	■	WS1 Wall Switch	—	—	279
33700004	■	WSRFT 1 433 SQ4 Wall Switch, 4-1/2" Square	—	—	448



Surface Door Closers

TS93 Series

PN #	Warehouse	Product	Arm	Cover	Fastener	Finish	List \$
93000706	■	TS9315 (Cam & roller technology)	T	FMC	SN3	689	530
93000709	■	TS9315 (Cam & roller technology)	PT	FMC	SN3	689	530
33400001	■	TS9315 (Cam & roller technology)	ST	FMC	SN3	689	764

8900 Series


PN #	Warehouse	Body	Arm	Cover	Fastener	Finish	List \$
30000050	■	8916	AF89P	FC	SN1	689	498
30001450	□	8916	AF89P	FMC	SN1	689	505
30001310	■	8916	SPA	FC	SN1	689	517
30000054	■	8916	DS	FC	SN1	689	552
30001076	□	8916	DST	FC	SN1	689	600
30001727	■	8916	SDS	FC	SN1	689	697
30001728	■	8916	SDST	FC	SN1	689	744

8600 Series

PN #	Warehouse	Body	Arm	Cover	Fastener	Finish	List \$
28003500	■	8616	AF86P	COV	SNB1	689	353
28003520	□	8616	AF86P	FC	SNB1	689	359
28003460	■	8616	ARP	COV	SNB1	689	341
28003550	□	8616	ARP	FC	SNB1	689	347
28010180	■	8616	FHP	COV	SNB1	689	397
28003730	■	8616	DS	COV	SNB1	689	413
28010150	■	8616	DST	COV	SNB1	689	462

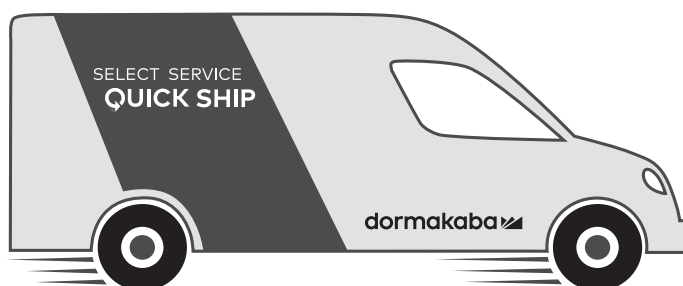
7400 Series

PN #	Warehouse	Body	Arm	Fastener	Finish	List \$
33400003	■	7436	ARP	COMBO	689	237
33400004	■	7414	ARP	COMBO	689	237
28003480	■	7436	ARP	SNB1	689	244
28001860	■	7414	ARP	SNB1	689	244



Surface Closer Accessories and Service Items

PN #		Product	Finish	List \$
Arms				
08205590	■	AF89P	689	84
33400007	■	AF86	689	71
08205630	□	ARP	689	69
33400008	■	AR	689	62
33400009	■	FHP	689	116
Backplates				
08211960	■	BP640C	689	5
08205660	□	BP86	689	31
08098830	■	BP89	689	33
Covers				
08098840	■	COV	689	18
33400006	■	FC	689	23
Drop Plates				
08098810	■	DP74	689	31
08098820	■	DP86	689	31
08205680	□	DP86FC	689	31
08096920	■	DP89	689	33
Miscellaneous				
33400005	■	BSHD	689	26
08032860	■	P86	689	16
08211160	■	DPK86	689	9
08111320	■	DPK89	689	10
08081290	■	SN1	689	5
08098850	■	SNB1	689	7



Electromagnetic Door Holders

EM Series

PN #	Warehouse	Package	Finish	List \$
33400011	■	EM504	689	392
33400010	■	EM508	689	416

EM Accessories and Service Items

PN #	Warehouse	Product	Finish	List \$
33400013	■	ER1.5 (1-1/2" extension rod)	689	63
33400012	■	ER2.0 (2" extension rod)	689	71

Concealed Door Closers


ITS Series

PN #	Warehouse	Body	Description	NHO/HO	Finish	List \$
33600001	■	ITS9613	—	NHO	689	490
33600002	■	THKIT	(ITS HO Kit)	—	—	62

RTS Series

PN #	Warehouse	Package	Spring	Stop	NHO/HO	Extension	List \$
33600003	■	RTS88	SZ3	105°	NHO	5 mm	410
33600004	■	RTS88	SZ3	105°	HO	5 mm	410
33600005	■	RTS88	SZ3	90°	NHO	5 mm	410
33600006	■	RTS88	SZ3	90°	HO	5 mm	410
33600007	■	RTS88	BFI	105°	NHO	5 mm	410
33600008	■	RTS88	BFI	105°	HO	5 mm	410
33600009	■	RTS88	BFE	105°	NHO	5 mm	410
33600010	■	RTS88	BFE	105°	HO	5 mm	410
33600047	■	RTS88	SZ3	105°	NHO	—	410
33600048	■	RTS88	SZ3	105°	HO	—	410
33600050	■	RTS88	SZ3	90°	NHO	—	410
33600051	■	RTS88	BFE	105°	NHO	—	410
33600052	■	RTS88	BFI	105°	NHO	—	410

NOTE: RTS88 Body only prices above (include mounting brackets)




RTS Accessories and Service Items

PN #	Warehouse	Model	Description	Finish	List \$
33600011	■	CRNR BRKT	Header to side Jamb 1" web	—	8
33600012	■	8835	End load arm 1" web	—	110
33600013	■	8836	End load arm 7/8" web	—	110
33600014	■	8837	End load arm 5/8" web	—	110
33600015	■	8838	End load arm 3/4" web	—	110
33600016	■	8812	Offset arm	—	164
33600017	■	8852	Short floor pivot	—	76
33600018	■	8853	Tall floor pivot	—	76
33600019	■	8855	Short threshold pivot	—	76
33600022	■	8532	Steel frame mounting channel	—	59
33600024	■	8820J	Conversion bracket, Jackson to RTS (use with standard RTS CRNR BRKT)	—	17

BTS Series

PN #	Warehouse	Package	Spring	Top Pivot	Bottom Pivot	Cover	Hand	Spindle	HO/HNO	Finish	List \$
33600025	■	BTS80B	Sz4	8062	7421	7410	—	74010	HO/NHO	626	1,523



BTS Accessories and Service Items

PN #	Warehouse	Product	Hand	Finish	List \$
33600028	■	BTS80 Sz. 3	—	(no finish)	1,092
33600029	■	BTS80 Sz. 4	—	(no finish)	1,092
33600030	■	BTS80 Sz. 6	—	(no finish)	1,092
33600031	■	BTS75V NHO 1-4	—	(no finish)	1,000
33600032	■	BTS75V BF NHO 1-4	—	(no finish)	1,000
33600033	■	BTS75V 90 HO 1-4	—	(no finish)	1,058
33600034	■	74003 (Spindle insert)	—	(no finish)	76
33600035	■	74005 (Spindle insert)	—	(no finish)	76
33600036	■	74007 (Spindle insert)	—	(no finish)	76
33600037	■	74010 (Spindle insert)	—	(no finish)	76
33600038	■	74015 (Spindle insert)	—	(no finish)	100
33600039	■	74020 (Spindle insert)	—	(no finish)	100
33600040	■	74025 (Spindle insert)	—	(no finish)	100
33600041	■	80010 (3° Spindle insert)	LH	(no finish)	76
33600042	■	80010 (3° Spindle insert)	RH	(no finish)	76
33600043	■	7410 (BTS80 cover plate)	—	630	121
33600044	■	7410 (BTS80 cover plate)	—	613	121
33600045	■	7510 (BTS75V cover plate)	—	630	121
33600046	■	7510 (BTS75V cover plate)	—	613	121

Pivots

LM Series Pivot Sets and Pivot Hardware

PN #	Warehouse	Package	Finish	List \$
33500001	■	CP440	626/630	340
33500002	■	OP440 RH	626	426
33500003	■	OP440 LH	626	426

LM Pivot Accessories and Service Items

PN #	Warehouse	Product	Finish	List \$
33500004	■	75220 RH (3/4" offset intermediate)	626	288
33500005	■	75220 LH (3/4" offset intermediate)	626	288

