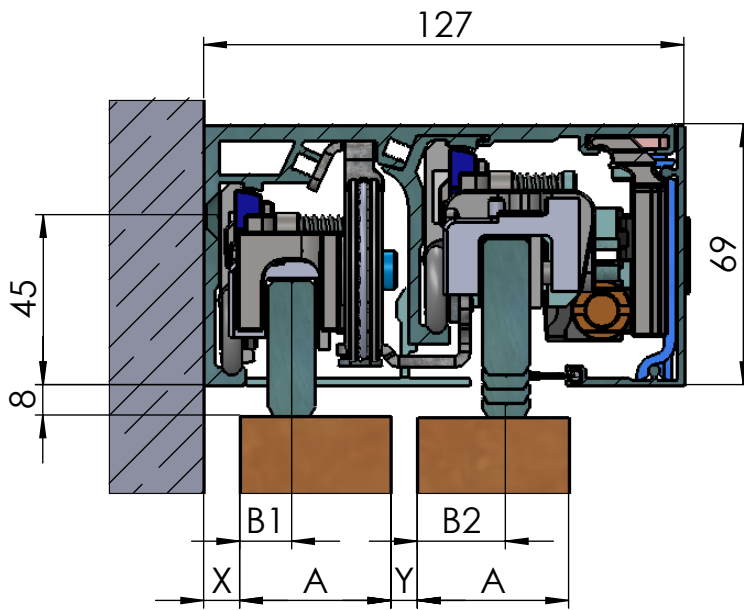
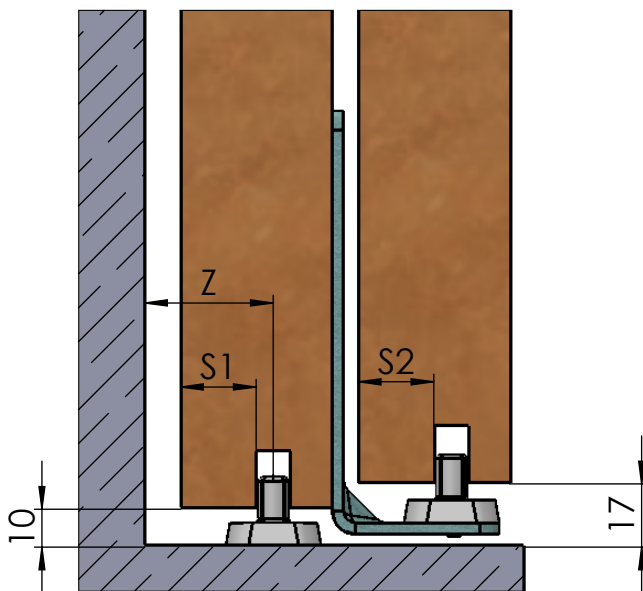


MUTO Comfort Teleskop Holz Systemschnitt 2- und 4- flügelig / Wandmontage



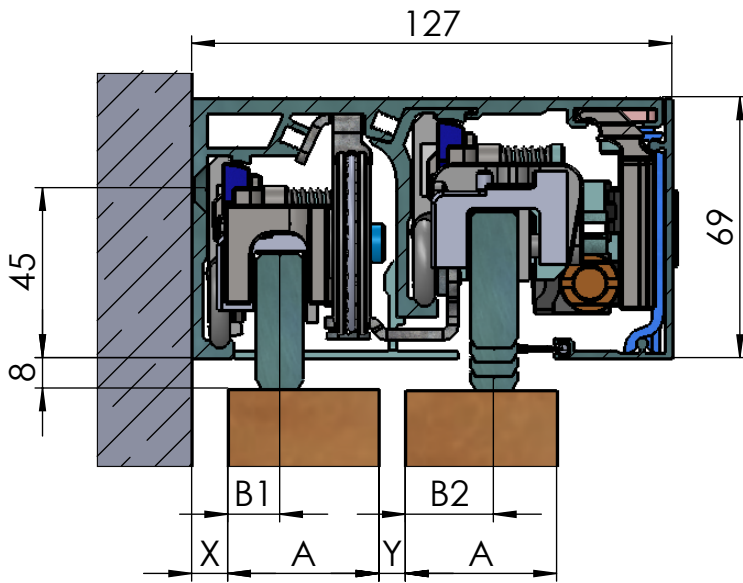
max. Flügelgewicht	2x80 / 4x80	kg
max. Flügelhöhe	3000	mm
Höhenjustierung	+5 / -3	mm
max. Flügelbreite	1200 / 1000	mm
DORMOTION	optional	
Flügelstärke	28-50	mm
getestet nach EN 12400 Klasse 5		



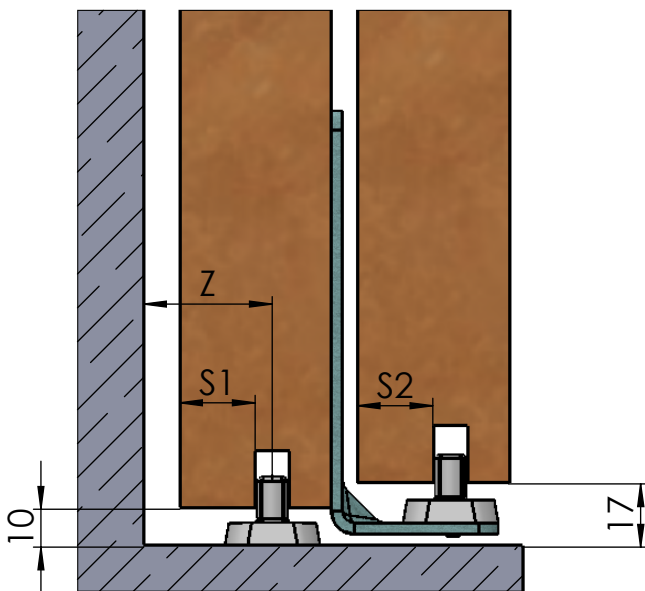
mitfahrende
Oberflurbodenführung

Holzbearbeitung
Maße siehe Detail 36-719

MUTO Comfort Telescopic timber cross section 2 and 4 panel / fixed at wall



max. panel weight	2x80 / 4x80	kg
max. panel height	3000	mm
height adjustment	+5 / -3	mm
max. panel width	1200 / 1000	mm
DORMOTION	optional	
panel thickness	28-50	mm
tested according to EN 12400 class 5		



movable floor guide

timber preparation
dimensions see Detail 36-719