



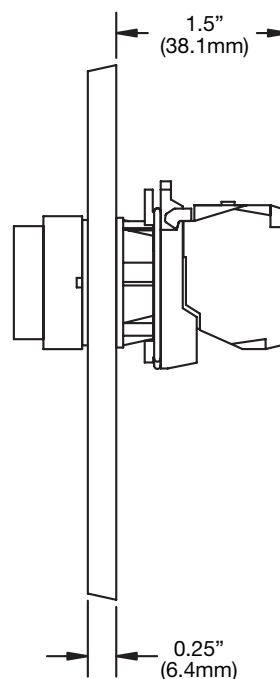
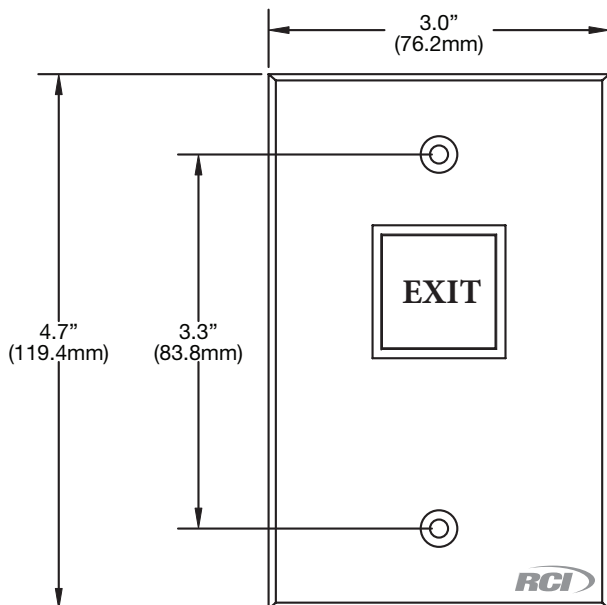
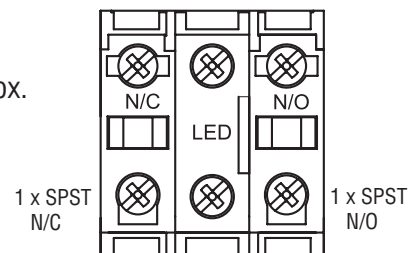
In or Out... we make it Easy!

Instructions

1. Connect device to be controlled to N/O or N/C terminals as required.
2. Connect appropriate supply voltage to LED power terminals (optional)
3. Insert excess wiring into electrical box (not provided) and install switch cover plate to box.

NOTE: Contact and LED modules may be different than example shown depending on which model is ordered. See back of Switch for details on configuration.

Switch View



Switch Specifications

Voltage	Current Rating
24VAC	4A Max
120VAC	3A Max
24VDC	0.5A Max

LED Module Specifications

LED Voltage	LED Current
12VAC/DC	18mA
24VAC/DC	18mA

Electrical Cycle Rating of Switch modules: 1,000,000 cycle Operating Temperature: - 13°F to 158°F (-25°C to 70°C)