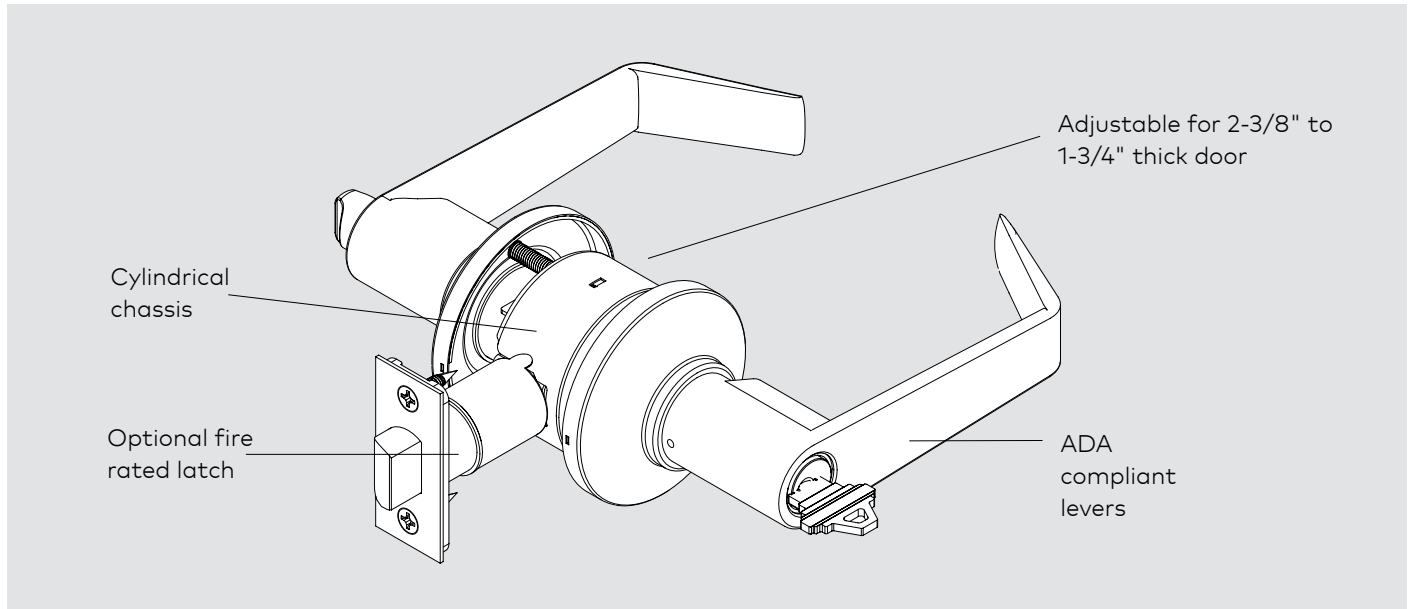


# C300 Grade 2 cylindrical locksets



# C300 Series Grade 2 cylindrical locksets



**The C300 is an economy ANSI/BHMA certified Grade 2 cylindrical lever lockset geared for light-duty, price sensitive commercial applications.**

The C300 features a 2-1/2" diameter rose and is suited for multifamily apartment units, condominiums, hotels, assisted living, and other commercial facilities of a light duty type.

## Features

- Concealed fasteners on rose.
- Door thickness range from 1-3/8"–1-3/4".
- 1/2" throw latch.
- Available backsets: 2-3/8" or 2-3/4". Please specify when ordering.
- 2-1/2" diameter rose.
- Non-handed for easy installation (LS lever is handed).

## Certification

- ANSI/BHMA A156.2 Grade 2 certified.
- Optional UL listed 3 hour fire rated.
- Meets A117.1 accessibility code and ADA requirements for barrier-free accessibility.



## Finishes

- 605 (Bright Brass)
- 613 (Dark Bronze)
- 619 (Satin Nickel)
- 626 (Satin Chrome)

## Lever styles

- LR, LC, LG, LS

## Recommended applications

- Apartments
- Assisted living
- Condominiums
- Other multifamily housing

## Warranty

For details, refer to **Limited Warranty** on our website at [go.dormakaba.com/terms-DA](http://go.dormakaba.com/terms-DA)

DORMA USA quality and environmental management systems in Reamstown, PA and Steeleville, IL are certified to ISO 9001:2008 and ISO 14001:2004.



# How to order C300 Series locksets

<b>Product family</b> Grade 2 cylindrical lockset	Lever (handed) —	<b>LSB</b>	2-3/8" fire —	<b>238F</b>	<b>Strike</b> ANSI strike, square corner — <b>5001</b> T strike, square corner — <b>5101</b> Full lip, square corner — <b>5201</b> Full lip, radius corner — <b>5202</b>	<b>Cylinder type</b> <b>D</b> — Standard cylinder	<b>Keying</b>				
	Lever —	<b>LGB</b>	2-3/4" fire —	<b>234F</b>							
	Lever —	<b>LCB</b>	2-3/8" non-fire* —	<b>238N</b>							
	Lever —	<b>LRB</b>	2-3/4" non-fire* —	<b>234N</b>							
		<b>C3</b>	<b>53</b>	<b>LRB</b>	<b>626</b>	<b>234F</b>	<b>100R</b>	<b>5202</b>	<b>RH</b>	<b>D</b>	<b>SCKD</b>
Single dummy —	<b>01</b>			<b>626</b> — Satin chrome	<b>100S</b> — 1" square	<b>RH</b>	<b>SC</b> — SC keyway				
Passage —	<b>10</b>			<b>613</b> — Dark bronze	<b>118S</b> — 1-1/8" square	<b>LH</b>	<b>D100</b> — DORMA SKC D100 keyway				
Patio —	<b>30</b>			<b>619</b> — Satin nickle	<b>100R</b> — 1" radiused	<b>Handing</b>		<b>Keyway</b>			
Privacy —	<b>40</b>			<b>605</b> — Bright brass	<b>DRIV</b> — Drive-in						
Entry —	<b>53</b>			<b>Finish</b>	<b>Faceplate</b>						

\* C353 and C330 only available with fire rated latch.

Finish availability chart

	626	613	619	605
LR	•	•		
LC	•	•		•
LG	•	•	•	
LS		•	•	•

## Trim options

### Lever designs

LC lever



LG lever



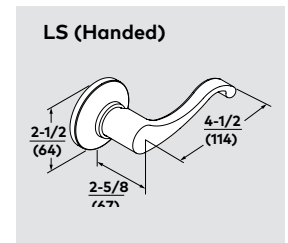
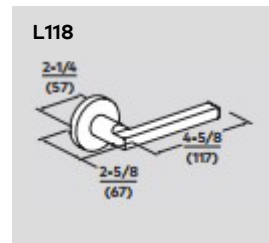
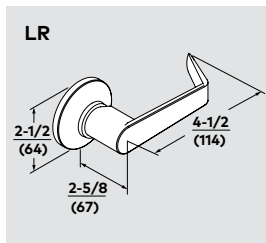
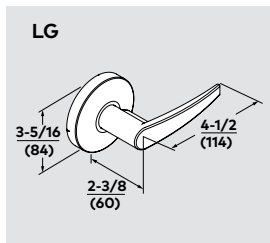
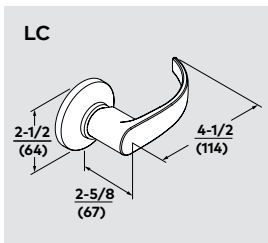
LR lever



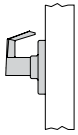

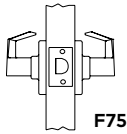
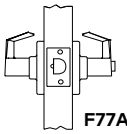
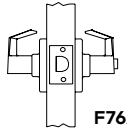
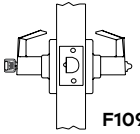
L118 lever



LS lever



# Functions

Function	Series	Outside/Inside	Description
Dummy trim one side	C301		<ul style="list-style-type: none"> <li>Used as pull or matching trim on pairs of doors.</li> <li> Indicates rigid lever</li> </ul>
Passage/closet	C310	 <b>F75</b>	<ul style="list-style-type: none"> <li>Latch bolt operated by trim either side at all times.</li> </ul>
Patio  Only available with fire rated latch	C330	 <b>F77A</b>	<ul style="list-style-type: none"> <li>Deadlocking latch bolt operated by trim either side.</li> <li>Outside trim locked by push button inside.</li> <li>Outside trim unlocked by trim inside.</li> <li>Outside trim unlocked by closing door.</li> <li>Inside trim always unlocked.</li> <li>Do not use in rooms that have no other entrance.</li> </ul>
Privacy, bedroom, or bath	C340	 <b>F76A</b>	<ul style="list-style-type: none"> <li>Latch bolt operated by trim either side.</li> <li>Outside trim locked by push button inside.</li> <li>Outside trim unlocked by emergency release outside.</li> <li>Outside trim unlocked by trim inside.</li> <li>Outside trim unlocked by closing door.</li> <li>Inside trim always unlocked.</li> </ul>
Entry  Only available with fire rated latch	C353	 <b>F109</b>	<ul style="list-style-type: none"> <li>Deadlocking latch bolt operated by trim either side, except when outside trim locked by push button inside.</li> <li>Key outside releases push button, unlocking outside trim, except when inside button pushed and turned to keep outside trim locked.</li> <li>Operating inside trim releases push button, unlocking outside trim, except when inside button pushed and turned to keep outside trim locked.</li> <li>Inside button must be turned to unlock outside trim.</li> <li>Inside trim always operates latch bolt.</li> </ul>

## Lock options

### Strikes

