

Raccordement du verrouillage EM

F

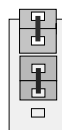
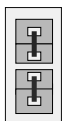


Alimentation 12 ou 24 V DC

Sélection tension

12 V DC

24 V DC (réglage usine)



Caractéristiques techniques

Alimentation:	12 ou 24 V DC +20% / -10%
Consommation:	500 mA en 12 V DC 250 mA en 24 V DC
Protection:	Par VARISTOR intégrés



Circuits sensibles à l'électricité statique

Electromagnet connections

GB

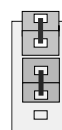
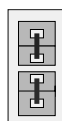


Power supply 12 or 24 V DC

Voltage selection

12 V DC

24 V DC (factory setting)



Technical data

Power supply:	12 or 24 V DC +20% / -10%
Current input:	500 mA with 12 V DC 250 mA with 24 V DC
Protection:	By integrated VARISTOR



Static sensitive devices