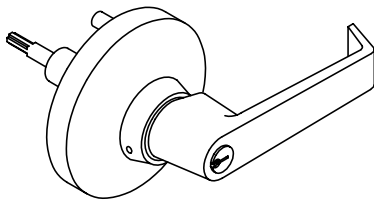
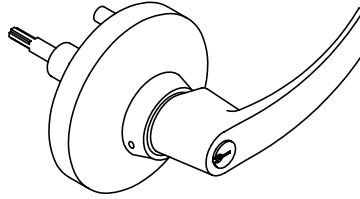


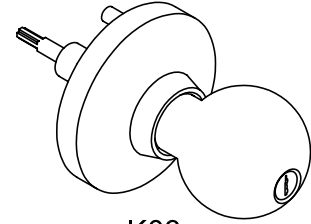
Installation Instructions For Following Trims



R03
R03IC
R08
R08IC
R23



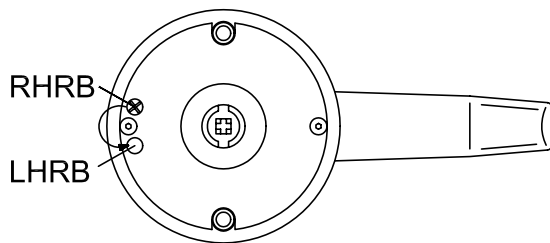
C03
C03IC
C08
C08IC
C23



K03
K03IC
K08
K08IC
K23

HANDING

Trim is shipped standard in the RHRB position. When using trim with a LHRB device, remove screw from RHRB position and re-install it into the LHRB position as shown below.

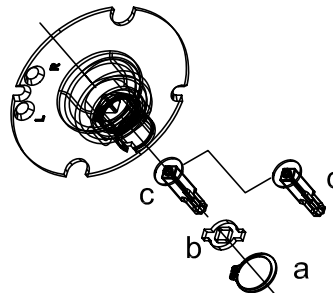


SPINDLE CHANGE

For doors over 1 3/4" (44.5 mm) thick when used with 9000 Series exit device or when using shim kit GK9000, spindle must be changed.

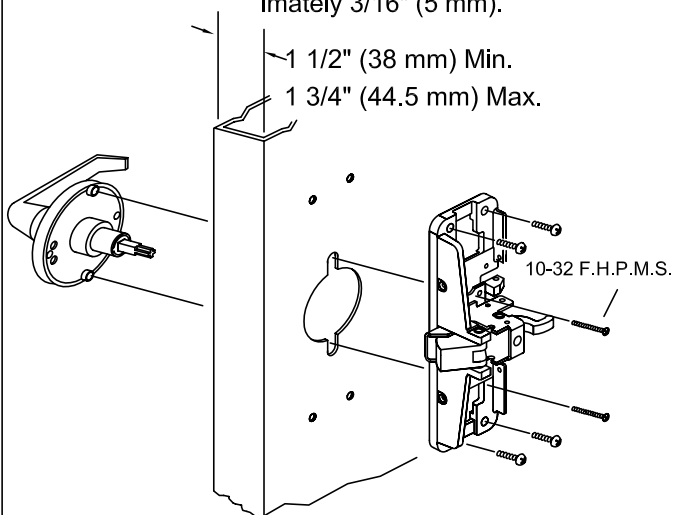
For doors over 2 1/4" (57 mm) thick when used with 8000 Series exit device spindle must be changed.

1. Remove retaining ring "a".
2. Remove retaining plate "b".
3. Exchanged short spindle "c" with long spindle "d" packed in carton.
4. Re-install retaining plate "b".
5. Re-install retaining ring "a".



9000 SERIES

Standard dimensions shown without spindle change. Changing of spindle will increase dimensions by approximately 3/16" (5 mm).



8000 SERIES

Standard dimensions shown without spindle change. Changing of spindle will increase dimensions by approximately 3/16" (5 mm).

