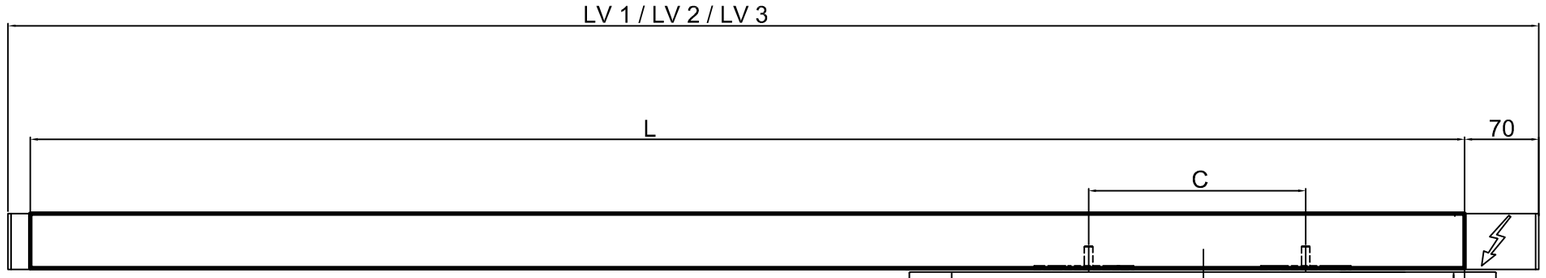

CS80 Magneo	DB min.	LV	L/4	C	L
Set 875	700mm	LV1 1840mm	437,5mm	575mm	1750mm
Set 1000	835mm	LV2 2090mm	500 mm	700mm	2000mm
Set 1125	945mm	LV3 2340mm	562,5mm	825mm	2250mm

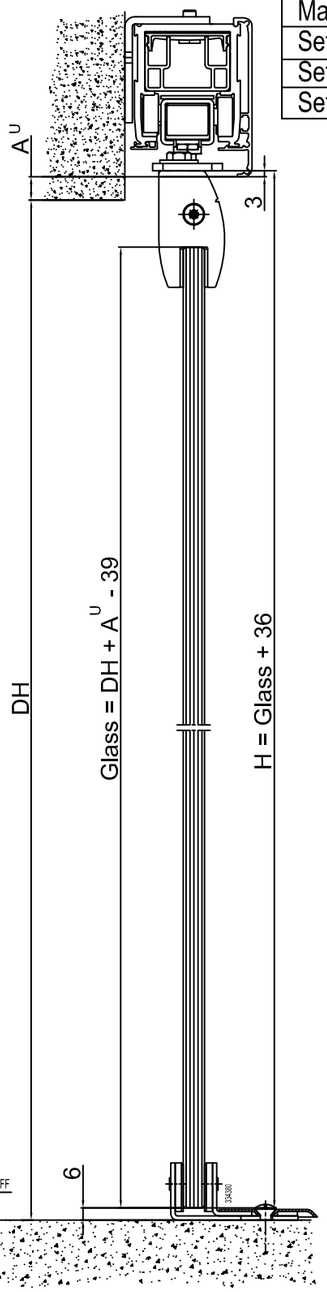

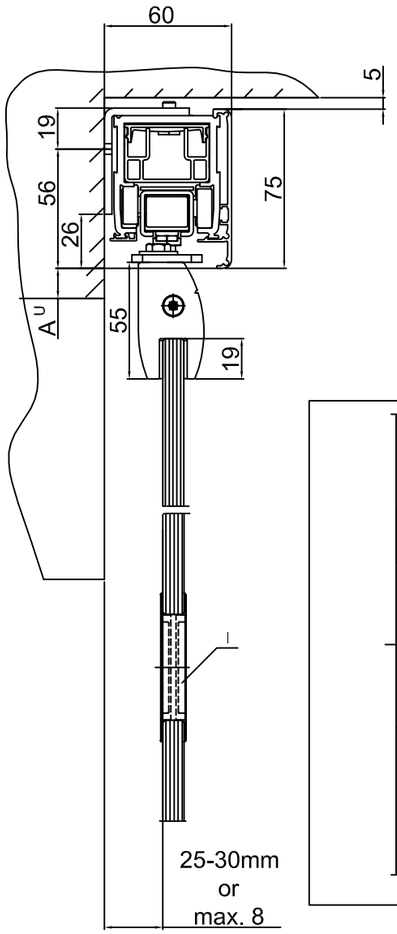

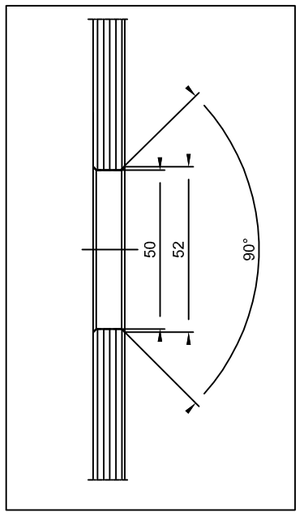

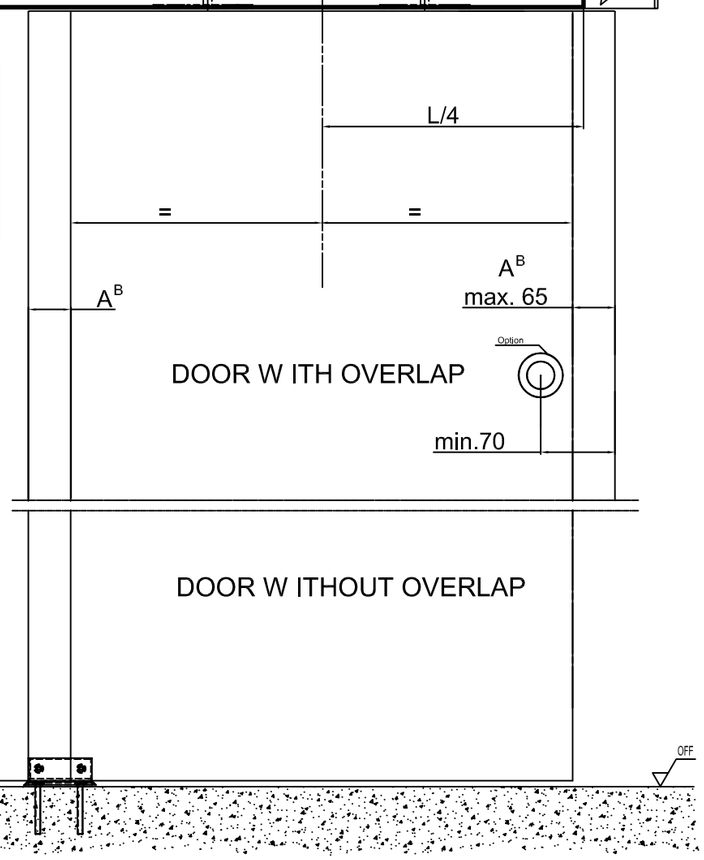

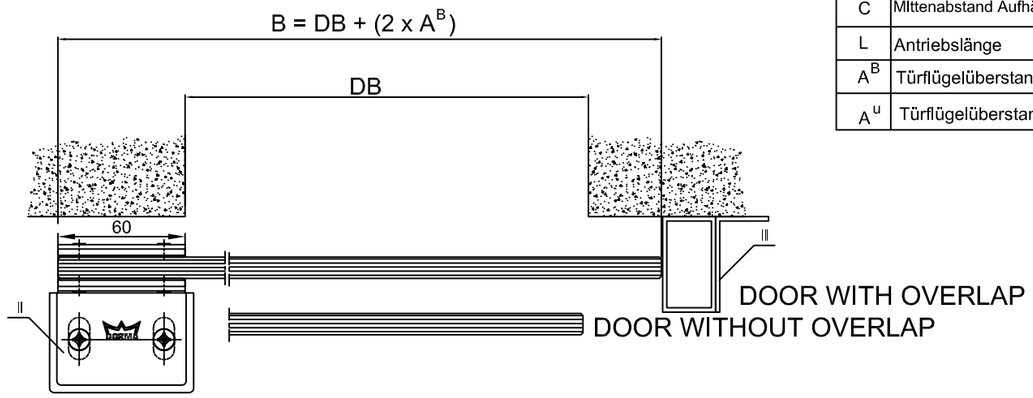

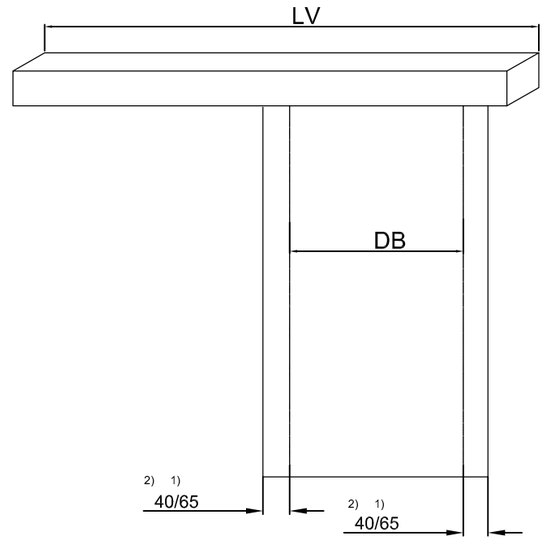

CS 80 Magneo Glasklemmschiene / glass clamping rail

1 - fluegelig
1 - leaf

	1) 2)
Set 875	DB 700 - 810 / 830
Set 1000	DB 835 - 935 / 960
Set 1125	DB 945 - 1060/1085

Gewicht / weight

Set 875	20 kg - 80 kg
Set 1000	20 kg - 80 kg
Set 1125	20 kg - 80 kg

1 - fluegelig
1 - leaf

Auf Wand Montage / On Wall Mounting

Set 875	LV 1 = 1840 mm
Set 1000	LV 2 = 2090 mm
Set 1125	LV 2 = 2340 mm

In Wand Montage / In Wall Mounting

Set 875	LV 1 = 1870 mm
Set 1000	LV 2 = 2120 mm
Set 1125	LV 3 = 2370 mm

H	Tuerfluegelhöhe	door panel height
B	Tuerfluegelbreite	door panel width
I	Griffmuschel	Recessed door grip
II	Bodergleiter	Floor guide
III	Anschlag bauseits	Profile on side
OFF	Oberkante Fertigfussboden	finished floor Level FFL
DB	Durchgangsbreite	passage width
LV	Anlagenaussenmass	total width
DH	Lichte Durchgangshoehe	passage height
F	Fahrweg	Driving path
C	MIttenabstand Aufhängepunkte	Centre to centre distance fixing points
L	Antriebslänge	Operator length
A^B	Türflügelüberstand	Door overlap
A^u	Türflügelüberstand vertikal	Door overlap vertical

rechts wie gezeichnet
links spiegelbildlich

right-hand execution as per drawing
left-hand execution mirror image

2					Datum	Name	Werkstoff	DORMA	
1				Bearb.	01.2009	G.Koch		Ausgabe:	Doku-Typ :
0				Gepr.				Format :	Index :
Ersetzt	Ersetzt	Tag	Name	Norm.				Ersatz für :	
				CS 80				Benennung	Blatt
				CS 80				CS 80 glass clamping rail 11_2009	
								Var.:	

DORMA

CS 80 Magneo