

The floor spring series

DORMA BTS 80 for single and double action doors

As a universal floor spring, the DORMA BTS 80 has been designed to meet the requirements of doors of all types. With its many individually combinable extras, it is able to satisfy almost every application requirement.

DORMA BTS 80 F for fire and smoke check doors

The DORMA BTS 80 F is suitable for fire and smoke check doors to EN 1154: These doors have to exhibit the special design features required for floor spring operation. If used on fire barriers approved by the building supervisory authorities, compliance with the conditions of the relevant approval certificate must be ensured.

DORMA BTS 80 EMB with electro-hydraulic hold-open

The DORMA BTS 80 EMB enables single-leaf fire and smoke check doors to be held open at an angle between approx. 75° and 180°. Due to the principle employed, a very slight fall-back must be expected. In the event of an alarm or power failure, the hold-open is released and the floor spring closes the door. Release initiation is by external lintel or ceiling-mounted smoke detectors (e.g. DORMA RMZ or RM in the Contur design) or by a fire alarm system. The hold-open can also be released by simply tugging the door in the closing direction.

DORMA BTS 80 FLB with free-swing function

With this unit, single-leaf

fire and smoke check doors can move freely during normal operation. In the event of an alarm, however, they are reliably closed by the floor spring.

DORMA BTS 80 BSR door co-ordinator

Base system accommodating the BTS 80 F, BTS 80 EMB and BTS 80 FLB. The installation height of the floor spring increases by 15 mm. Ensures the correct closing sequence of double doors, i.e. inactive leaf before active leaf. This system operates independently of the door closer via an active and an inactive leaf mechanism connected by a Bowden cable.

BTS 80 BSR-EMB with door co-ordinator and electro-mechanical hold-open

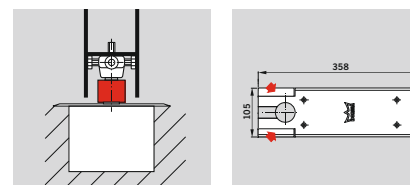
BTS 80 BSR-FLB with door co-ordinator and free-swing function

Free-swing function on the active leaf only.

Approval certification

The DORMA BTS 80 F has been tested and approved by the State Material Testing Authority, Dortmund/Germany to EN 1154 and is subject to third-party quality verification. Regular audit testing is undertaken. Test reports and/or certificates are available on request.

The DORMA BTS 80 BSR has been tested and approved to EN 1158 by the State Material Testing Authority, Stuttgart/Germany for use on double doors. Additional approval certification may be required in conjunction with the fire and smoke check door concerned – check local regulations.

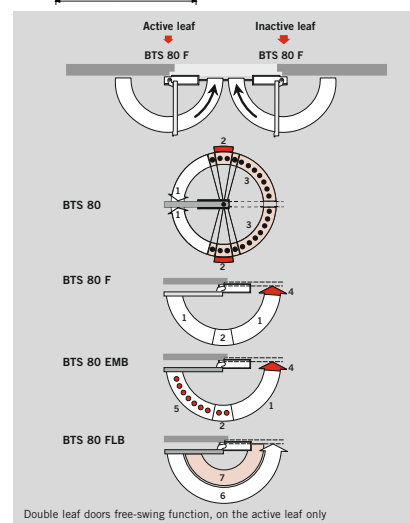
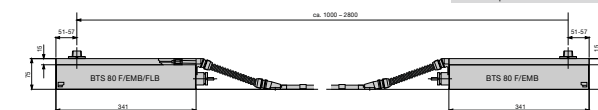
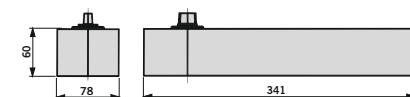


Extended spindle inserts

The floor clearance can be adjusted to the required value by using the appropriate spindle inserts. This is particularly advantageous for doors with thresholds or operating over carpeted floors. Spindle inserts are available in lengths from 5 mm to 50 mm. Special spindle inserts are required for the BTS 80 BSR.

Universal cover plate

Adjustable to right or left hand single action applications by simply snapping off the appropriate pre-blanked corner sections. Available in stainless steel or satin-brushed brass. Special cover plates are required with the BTS 80 BSR.



Data and features	BTS 80	BTS 80 F	BTS 80 EMB	BTS 80 FLB
Closing force/spring force				
Standard doors, ≤ 1100 mm	–	EN 4	EN 4	EN 4
fire and smoke ≤ 1250 mm	–	EN 5	EN 5	EN 5
check doors ≤ 1400 mm	–	EN 6	EN 6	EN 6
Closing force/spring force				
Standard doors ≤ 950 mm	EN 3	–	–	–
≤ 1100 mm	EN 4	–	–	–
≤ 1400 mm	EN 6	–	–	–
Non-handed, suitable for double action doors ¹⁾	●	–	–	–
Handing				
LH (ISO 6)	–	●	●	●
RH (ISO 5)	–	●	●	●
Closing speed adjustable by valve	●	●	●	●
Latching speed adjustable by valve	–	●	●	–
Backcheck, mechanical	●	●	●	–
Hold-open, electro-hydraulic, hold-open point adjustable 75°–180°	–	–	●	–
Free swing 0°–180°	–	–	–	●
Power input in W	–	–	2.3	2.3
Operating voltage in VDC ±15%	–	–	24	24
Rated for continuous duty (DF in %)	–	100	100	100
Hydraulic hold-open	●	–	–	–
Floor spring compliant with EN 1154	●	●	●	●
Hold-open device compliant with EN 1155	–	–	●	●
CE mark	–	●	●	●

¹⁾ Not permitted for fire and smoke check doors in Germany.

DORMA BTS 80 BSR

Ensures the correct closing sequence of door leaves.

- DORMA BTS 80**
- Max. door leaf weight: 300 kg
 - Closing force optionally EN 3, 4, 6
 - Non-handed model for RH (ISO 5) and LH (ISO 6)
 - Adjustable closing speed (1)
 - Mechanical backcheck, from approx. 80° (2)
 - Adjustable hold-open or delayed closing action, approx. 75°–180° (3)

- DORMA BTS 80 F**
- Max. door leaf weight: 300 kg
 - Closing force optionally EN 4, 5, 6
 - Adjustable closing speed (1)
 - Mechanical backcheck, from approx. 80° (2)
 - Adjustable latching action (4)

- DORMA BTS 80 EMB**
- As DORMA BTS 80 F, but additionally with electro-hydraulic hold-open. (5)

- DORMA BTS 80 FLB**
- As DORMA BTS 80 F, but with automatic closing function in the event of an alarm. (6)
- Free-moving door during normal operation (7)
- For specification texts, see page 288 ff.