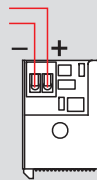


TÜRÖFFNER / ELECTRIC STRIKE

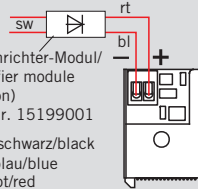
Basic 448, Smoke 448, Fire 448, Fire 449

12V DC I=240 mA (max. 400 mA)
 24V DC I=160 mA (max. 400 mA)
 Einschaltdauer(ED)/Duty factor (DF): 100%
 Einbaulage/fitting position: universal
 Kontaktbelastbarkeit/Contact rating: 48V/1A

12/24V DC

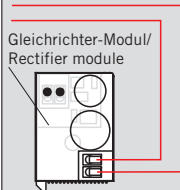


12/24V AC



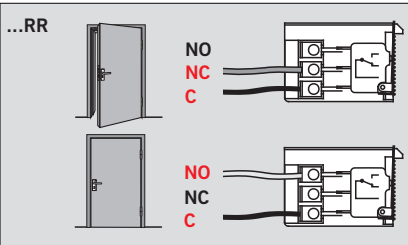
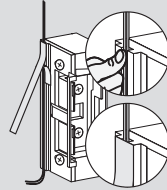
Gleichrichter-Modul/
 Rectifier module
 (Option)
 Art.-Nr. 15199001
 sw = schwarz/black
 bl = blau/blue
 rt = rot/red

12/24V AC/DC



Gleichrichter-Modul/
 Rectifier module

Easy Adapt



Änderungen vorbehalten
 Subject to change without notice

	DORMA GmbH + Co. KG		13									
	DORMA Platz 1											
	58 256 Ennepetal/Germany											
	0432:CPD-0173	Smoke 448	3	1	S	8	A	0	L	2	0/1*	3
EN 1.4846:2008	Fire 448	3	1	S	8	D	0	L	2	0/1*	3	
	Fire 449	3	1	S	8	E	0	L	4	0/1*	3	
												*RR-Contact
												DOP_0094