

Short Operating Instructions

PAXOS *advance IP*



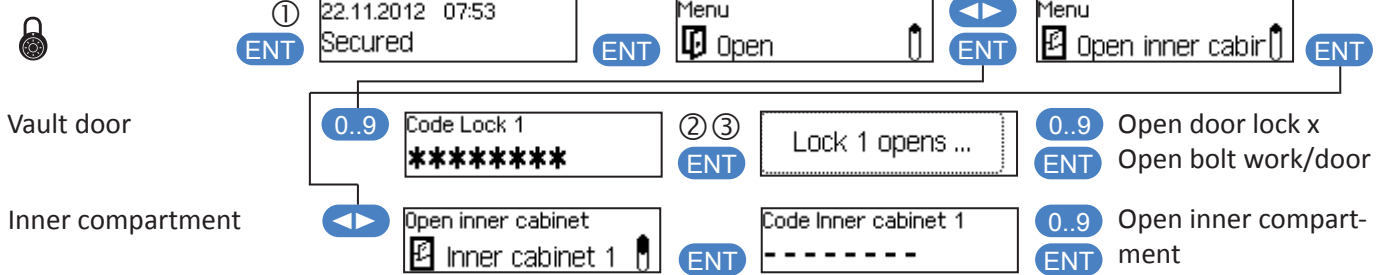
Entry functions

Keys		Function
	Press briefly	<ul style="list-style-type: none"> – Confirming input – Calling the user menu from the standard mode display
	Press briefly	<ul style="list-style-type: none"> – Deleting input – Aborting a function – Returning to the previous menu level
	Press briefly	<ul style="list-style-type: none"> – Selecting the next menu option – Selecting the next input value
	Press briefly	<ul style="list-style-type: none"> – Selecting the previous menu option – Returning to the previous input value
	Press briefly	Input of numbers
	Press and hold down key. Release key as soon as the info menu appears	Calling Info menu



Dial knob		Function
	Press dial knob briefly.	<ul style="list-style-type: none"> – Confirming input – Calling the user menu from the standard mode display
	Press dial knob >1.5 seconds.	<ul style="list-style-type: none"> – Deleting input – Aborting a function – Returning to the previous menu level
	Turn dial knob left or right.	<ul style="list-style-type: none"> – Selecting the next or previous menu option – Selecting the next or previous input value – Increasing or decreasing the value displayed
	Press and hold down key. Release dial knob as soon as the info menu appears	Calling Info menu

Opening

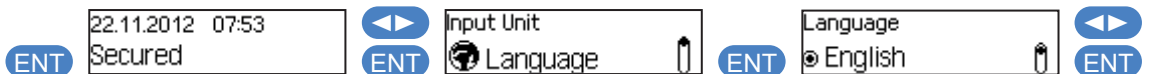


Other possible display messages

①	Blocking: Remote blocking	28.12.2012 12:24 Remote Disabled	Operation is being blocked by an input signal (I/O-Box) or initiated by AS 384 NET. Opening not possible.
	Time lock period	>>> 28.12.2012 11:50 Time lock	System blocked by a time lock period (time functions). Opening only possible after time lock interruption or after time lock end.
		Batt. comp. opened, Batteries inside	Battery compartment opened and/or disconnected from external power supply. Refer to „Replacing batteries,,.
②	2. code entry required: 4-eye-ident.	! Enter second code!	With activated 4-eye-identification the lock only opens on the entry of two opening codes.
③	Delay: Opening delay	Time Delay 00:07	If an opening delay is programmed, the period first has to elapse after a code entry before the lock opens.
	Confirmation window	Confirmation window 04:00	If a confirmation window is programmed, once opening delay is elapsed only an extra code entry will open the lock.



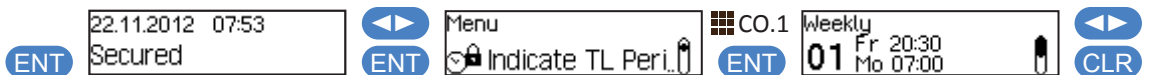
Language



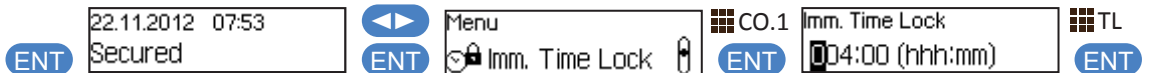
Backlight




Time lock (display)



Immed. TL



Info menu



Code functions

22.11.2012 07:39 Unlocked [ENT] Menu Code functions [ENT] Code functions Lock 1 [ENT]

Setting new codes [ENT] Code functions L1 Inactive Codes [ENT] Inactive Codes L1 03 0Cc1 [ENT] MA, MU x2 new code

Changing codes [ENT] Code functions L1 01 0Ca1 [ENT] 0Ca1 Change [ENT] old code x2 new code

Deleting codes [ENT] Code functions L1 03 0Cc1 [ENT] 0Cc1 Delete [ENT] old code code is deleted !

Time functions

22.11.2012 07:39 Unlocked [ENT] Menu Time Functions [ENT] Time Functions Lock 1 [ENT] MA, TC

Setting date/time [ENT] Time Functions L1 Date/Time [ENT] Date/Time 22.12.2012 08:18 [ENT] Date/Time

Setting Time Lock [ENT] Time Functions L1 Weekly [ENT] Weekly 02 [ENT] Start Time Lock End Time Lock

Changing Time Lock [ENT] Time Functions L1 Yearly [ENT] Yearly 01 24.12. 17:30 27.12. 07:30 [ENT] Start Time Lock End Time Lock

Setting opening delay [ENT] Time Functions L1 Time Delay [ENT] Time Delay 30:00 (mm:ss) [ENT] Time Delay

Settings

22.11.2012 07:39 Unlocked [ENT] Menu Settings [ENT] Settings Lock 1 [ENT] MA, TC

Activating immediate TL / setting default [ENT] Settings L1 Other [ENT] Other L1 Imm. Time Lock [ENT] Default value imm. TL (>0 = activation)

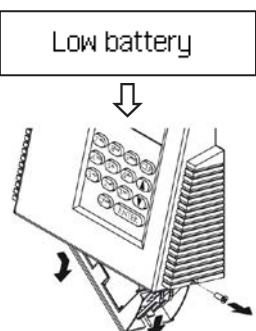
Activating remote disable [ENT] Settings L1 Other [ENT] Other L1 Remote disable [ENT] Activating remote disable

Activating parallel mode [ENT] Settings L1 Other [ENT] Other L1 Parallel mode [ENT] Activating parallel mode

Activating 4-eye-identification [ENT] Settings L1 Other [ENT] Other L1 Dual Mode [ENT] Activating 4-eye-identification (selected lock)

Replacing (rechargeab) batteries

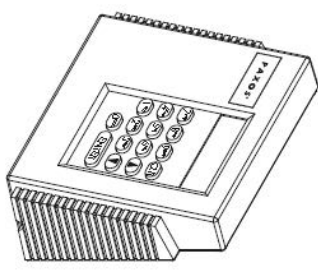
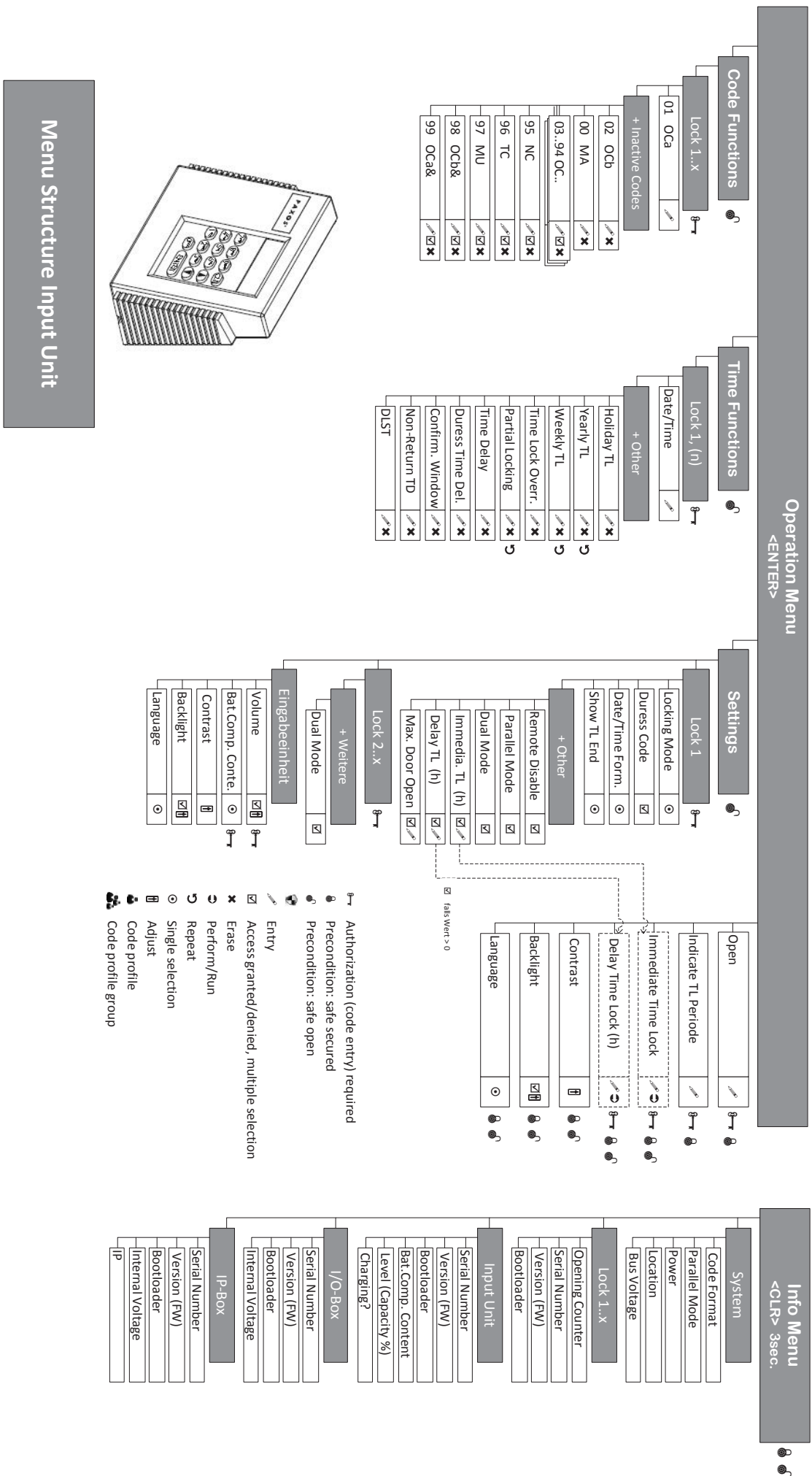
Low battery [ENT]



Batt. comp. opened, Batteries inside [ENT]

22.11.2012 10:20 Battery code [ENT] MA, MU, TC, OCa1+, OCx1

Menu overview



Menu Structure Input Unit