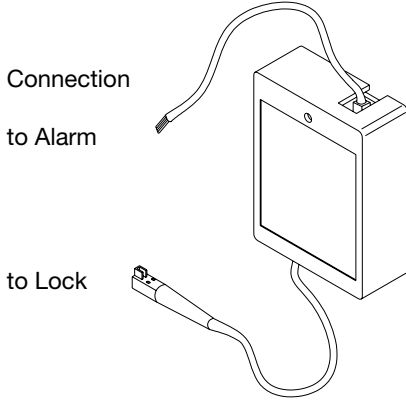
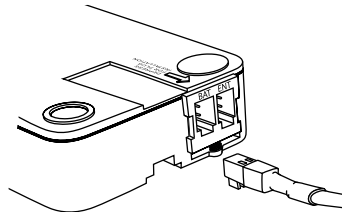


## INSTRUCTIONS

### 2789 SMALL ALARM/BATTERY BOX

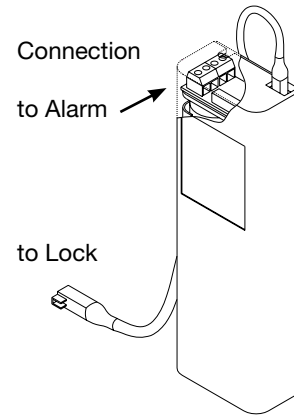


Can be configured as NC or NO by changing the internal jumper.



Connect to Lock through BAT Port.

### 4002 LARGE ALARM/BATTERY BOX



Can be configured as NC or NO by changing the internal jumper.

### 2789 ALARM CABLE CONNECTIONS

4 Wires 26 AWG

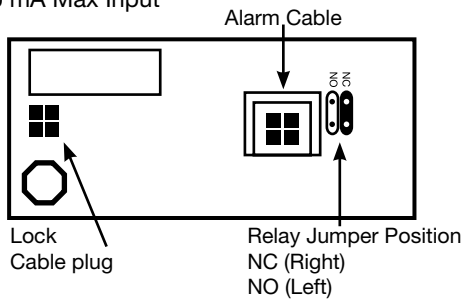
#### Alarm Relay Connections

Red and Black  
Normally Open (NO) or Normally Closed (NC)  
Relay Contacts: Settable  
50V DC @ 250 mA Max Load  
Switches 1 sec.

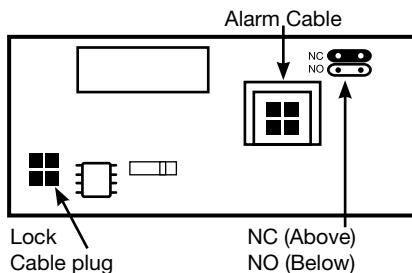
#### Remote Input to Disable or Override Lock

Yellow: Positive Input (+)  
Green: Negative Input (-)  
5-12V DC @ 20 mA Max Input

#### Old Version



#### New Version



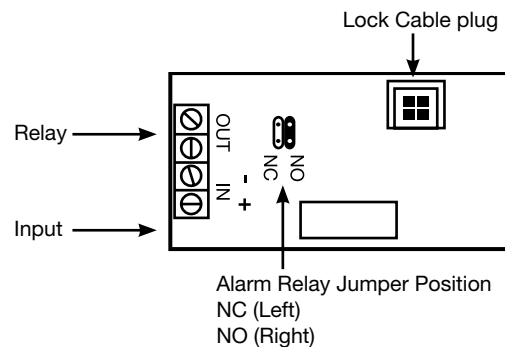
### 4002 ALARM CONNECTIONS

#### Alarm Relay Connections

Connect OUT to Alarm  
Normally Open (NO) or Normally Closed (NC)  
Relay Contacts: Settable  
50V DC @ 250 mA Max Load  
Switches 1 sec.

#### Remote Input to Disable or Override Lock

Connect IN to Remote Control  
5-12V DC @ 20 mA Max Input



Kaba Mas LLC  
749 W. Short Street, Lexington, KY 40508 USA  
Phone: (859) 253-4744 FAX: (859) 255-2655  
Technical Support: (800) 950-4744  
www.kaba-mas.com