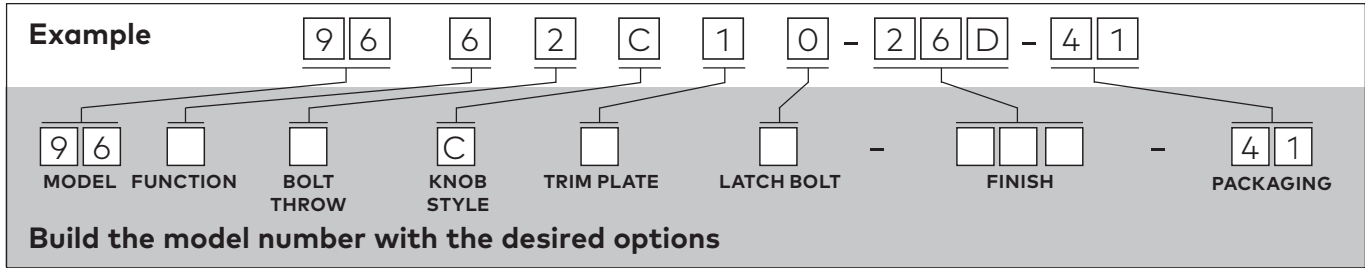




Simplex® 9600 Series



Base Model	Description	Base Price
9662C1026D41	Cabinet Lock, Sheet Metal, End Throw, Clutch Ball Bearing Knob, No Trim Plate, Standard Deadbolt	\$101.00

Choose One Option from Each Category

Function Options	Description	Price
2	Wood Application, 5/8" (16 mm) to 7/8" (27 mm) door thickness	Add \$2.00
6	Sheet Metal, 14 to 20 gauge door thickness	No Charge
7	Sheet Metal, 1/8" (3 mm) door thickness	No Charge
8	Sheet Metal, 3/16" (5 mm) door thickness	No Charge
9	Sheet Metal, 1/4" (6 mm) door thickness	No Charge

Bolt Throw Options	Description	Price
1	Cross Throw	No Charge
2	End Throw	No Charge
3	End Throw with Cross Throw Parts	No Charge

Knob Style	Description	Price
C	Clutch Ball Bearing Knob	No Charge

Trim Plate Options	Description	Price
1	Without Trim Plate	No Charge
2	With Trim Plate (not available on 969 Model)	No Charge

Latch Bolt Options	Description	Price
0	Standard Deadbolt	No Charge
1	Spring Loaded Latch	Add \$6.00
2	Spring Loaded Latch with Key Override (keyed alike)	Add \$14.00



Finish Options	Description	Price
03*	Bright Brass (605)	No Charge
04	Satin Brass (606)	No Charge
26D	Satin Chrome (626)	No Charge

* While supplies last. Consult factory for availability.

Simplex[®]

9600 Series

Cabinet Locks, no options available

Model		Description	Price
C9601-xxx-41		Wood, 5/8" (16 mm) to 7/8" (27 mm), door thickness, end throw, deadbolt, trim plate included, ball bearing clutch knob	\$109.00
C9602-xxx-41		Wood, 5/8" (16 mm) to 7/8" (27 mm), door thickness, end throw, spring latch, trim plate included, ball bearing clutch knob	\$109.00

Replace xxx above with your preferred finish code.