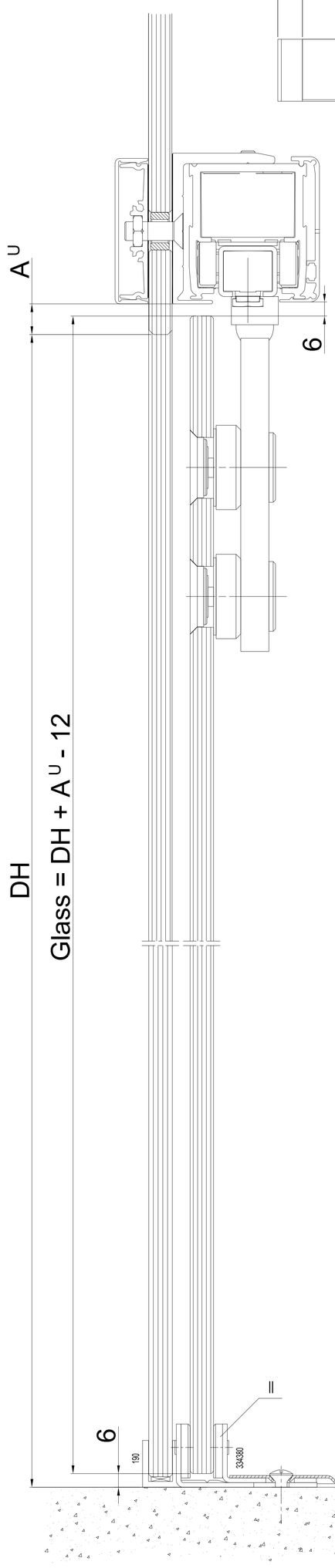

CS80	DB min.	LV	L/4	C	L
Set 875	700mm	LV1 1840mm	437,5mm	575mm	1750mm
Set 1000	835mm	LV2 2090mm	500 mm	700mm	2000mm
Set 1125	945mm	LV3 2340mm	562,5mm	825mm	2250mm

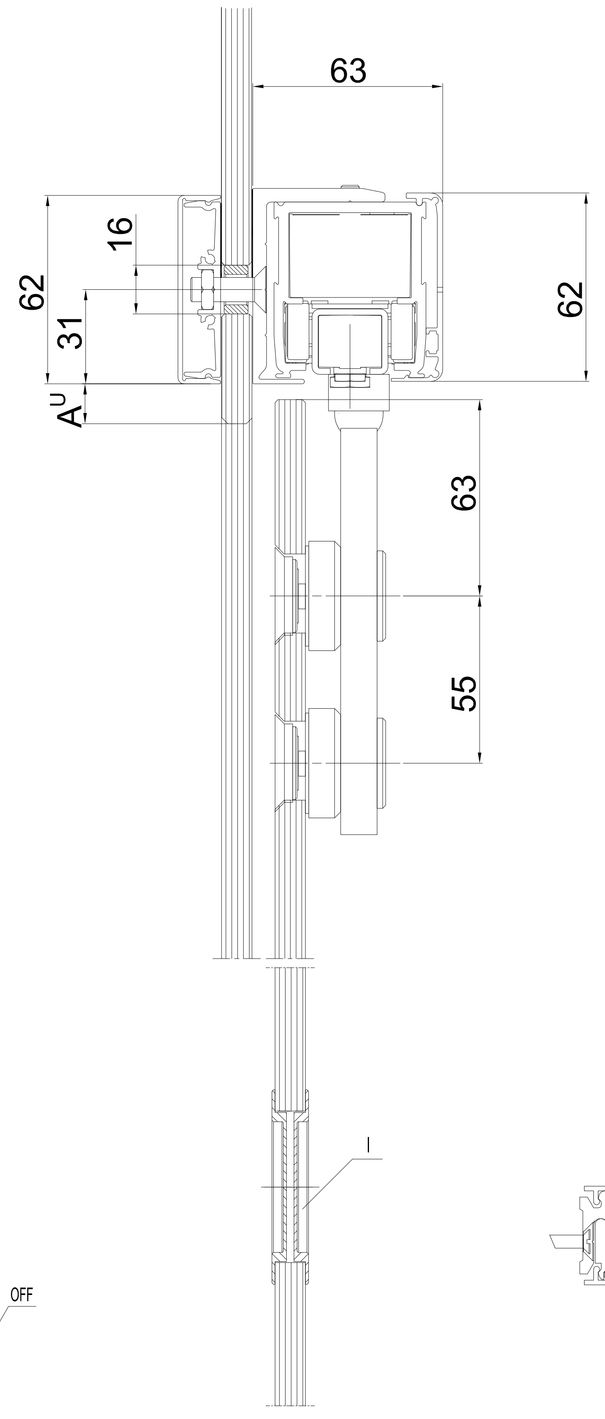

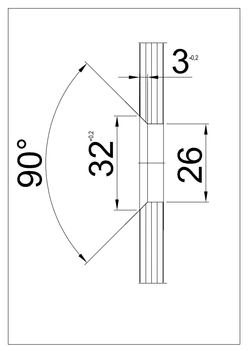

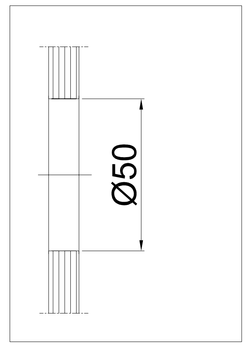

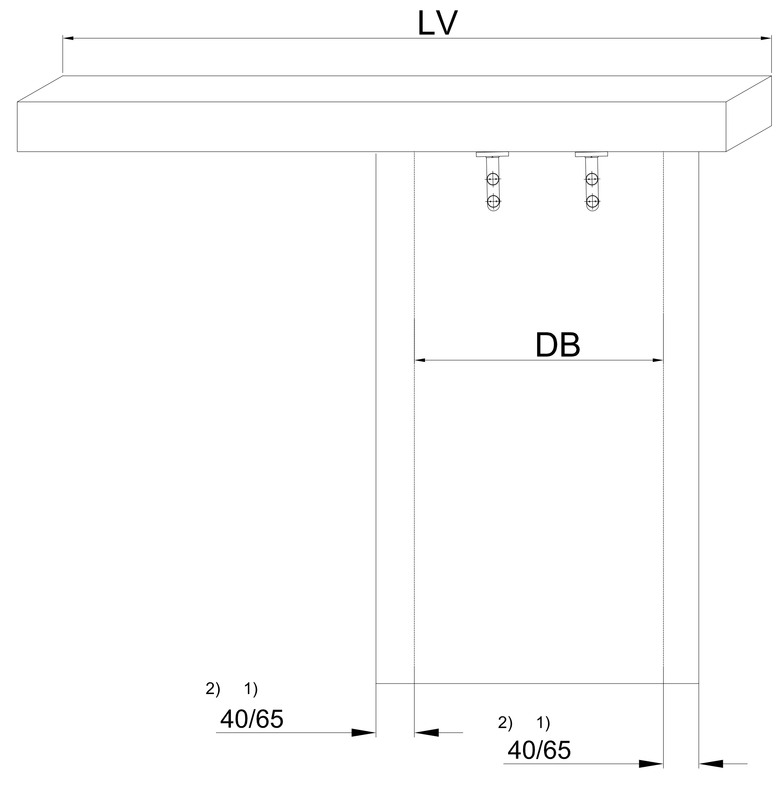

CS 80 Magneo MANET complete glass

1 - fluegelig
1 - leaf

		1) 2)
Set 875	DB	700 - 810 / 830
Set 1000	DB	835 - 935 / 960
Set 1125	DB	945 - 1060/1085

Gewicht / weight

Set 875	20 kg - 80 kg
Set 1000	20 kg - 80 kg
Set 1125	20 kg - 80 kg

1 - fluegelig
1 - leaf

Auf Wand Montage / On Wall Mounting

Set 875	LV 1 = 1840 mm
Set 1000	LV 2 = 2090 mm
Set 1125	LV 2 = 2340 mm

In Wand Montage / In Wall Mounting

Set 875	LV 1 = 1870 mm
Set 1000	LV 2 = 2120 mm
Set 1125	LV 3 = 2370 mm

H	Tuerfluegelhöhe	door panel height
B	Tuerfluegelbreite	door panel width
I	Griffmuschel	Recessed door grip
II	Bodergleiter	Floor guide
III	Anschlag bauseits	Profile on side
OFF	Oberkante Fertigfussboden	finished floor Level FFL
DB	Durchgangsbreite	passage width
LV	Anlagenaussenmass	total width
DH	Lichte Durchgangshoehe	passage height
F	Fahrweg	Driving path
L/4	Bezugslinie	Reference line
C	Mittenabstand Aufhängepunkte	Centre to centre distance fixing points
L	Antriebslänge	Operator length
A^B	Türflügelüberstand	Door overlap
A^u	Türflügelüberstand vertikal	Door overlap vertical

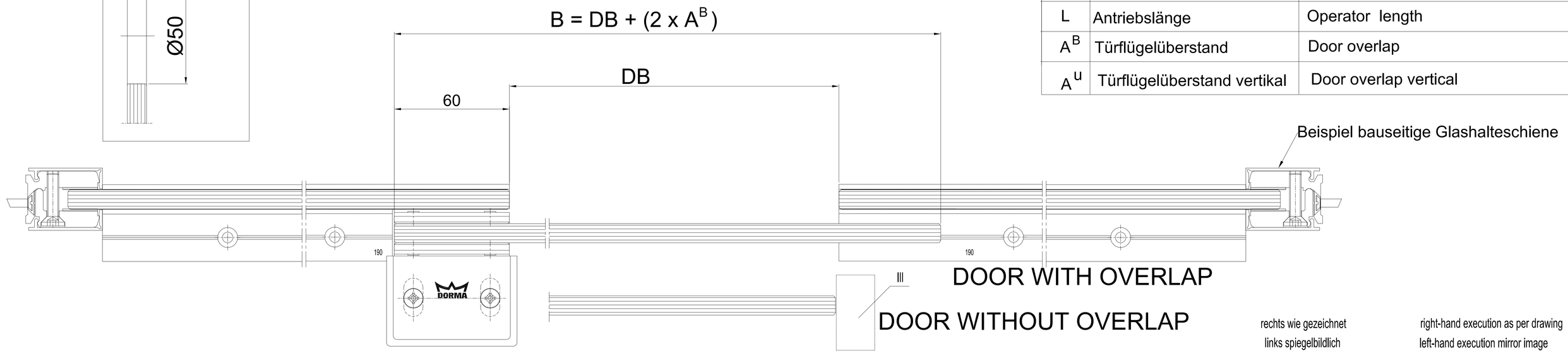

rechts wie gezeichnet
links spiegelbildlich

right-hand execution as per drawing
left-hand execution mirror image

Glasbearbeitung/Maße/Kabelverlegung
siehe separate Zeichnung
glass working see separate drawing

2				Datum	Name	Werkstoff	CAD-Erstellt (c) DORMA GmbH & Co KG
1			Bearb.	10.2012	U-W		Ausgabe: Doku-Typ :
0			Gepr.				Format : Index :
Ü	Änder.-Nr	Tag	Name	Norm.			Ersatz für :
DORMA			Org.Modulate	CS 80			Zeichnung-Nr. Blatt
				CS 80 Magneo			CS_80_Magneo_Auf_Wand_MANET_Glasbeschlt_10_2012 BL
							Var.: