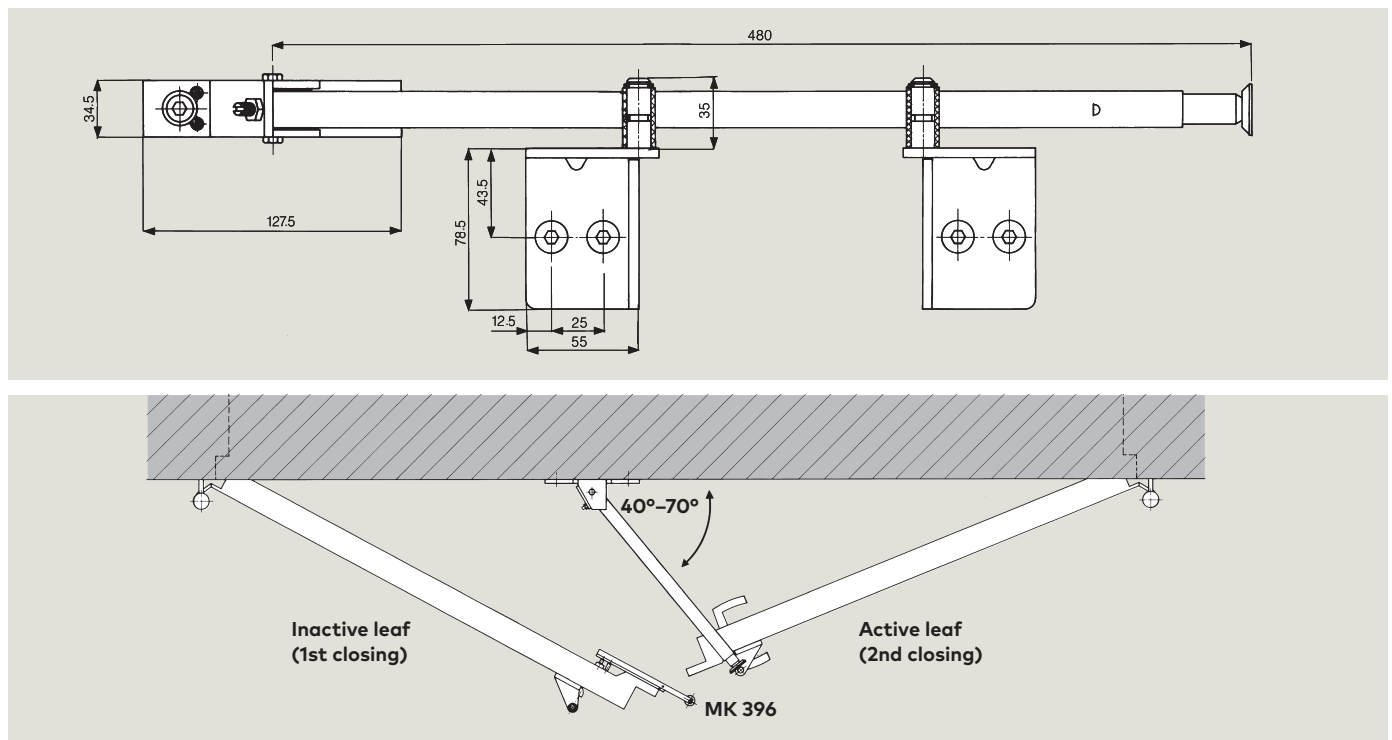


SR

## SR 390 door co-ordinator, surface-installed



The SR 390 is a thoroughly proven, purely mechanical door co-ordinator for pairs of doors with rebated meeting stiles.

It is fixed to the door frame as a surface unit and is non-handed.

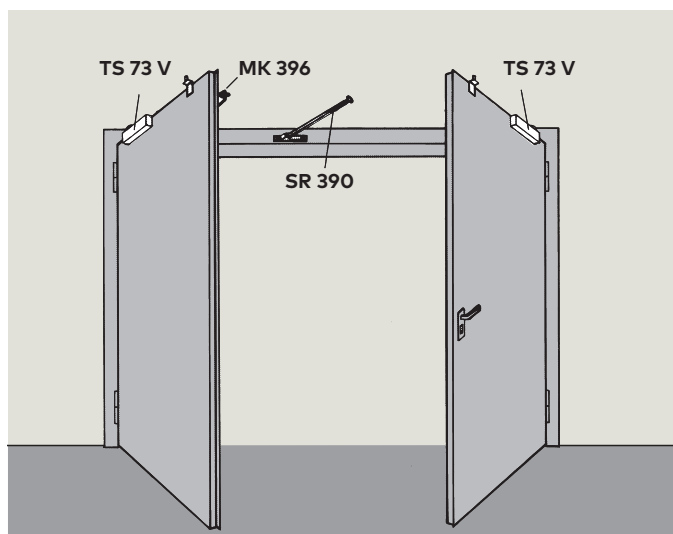
The SR 390 ensures the correct sequence of door closing.

Certified to ISO 9001.

### **F** Approval certification

The SR 390 is approved by the State Material Testing Authority, Dortmund, in accordance with EN 1158 and carry the **CE**-conformity mark.

It may be used in combination with fire doors for which a corresponding approval certificate has been obtained.



### Typical installation for the SR 390 door co-ordinator

In combination with a dormakaba door closer (TS 83, TS 73) and the dormakaba MK 396 carry bar.

Also suitable for use in combination with dormakaba BTS floor springs.

### Specification text

Door co-ordinator, non-handed, for frame fixing, with integral telescopic shock absorber and adjusting screws for tolerance compensation when installed, including fixing bracket and installation accessories.

Officially approved by the Institute for Building Technology, Berlin, for use with fire doors.

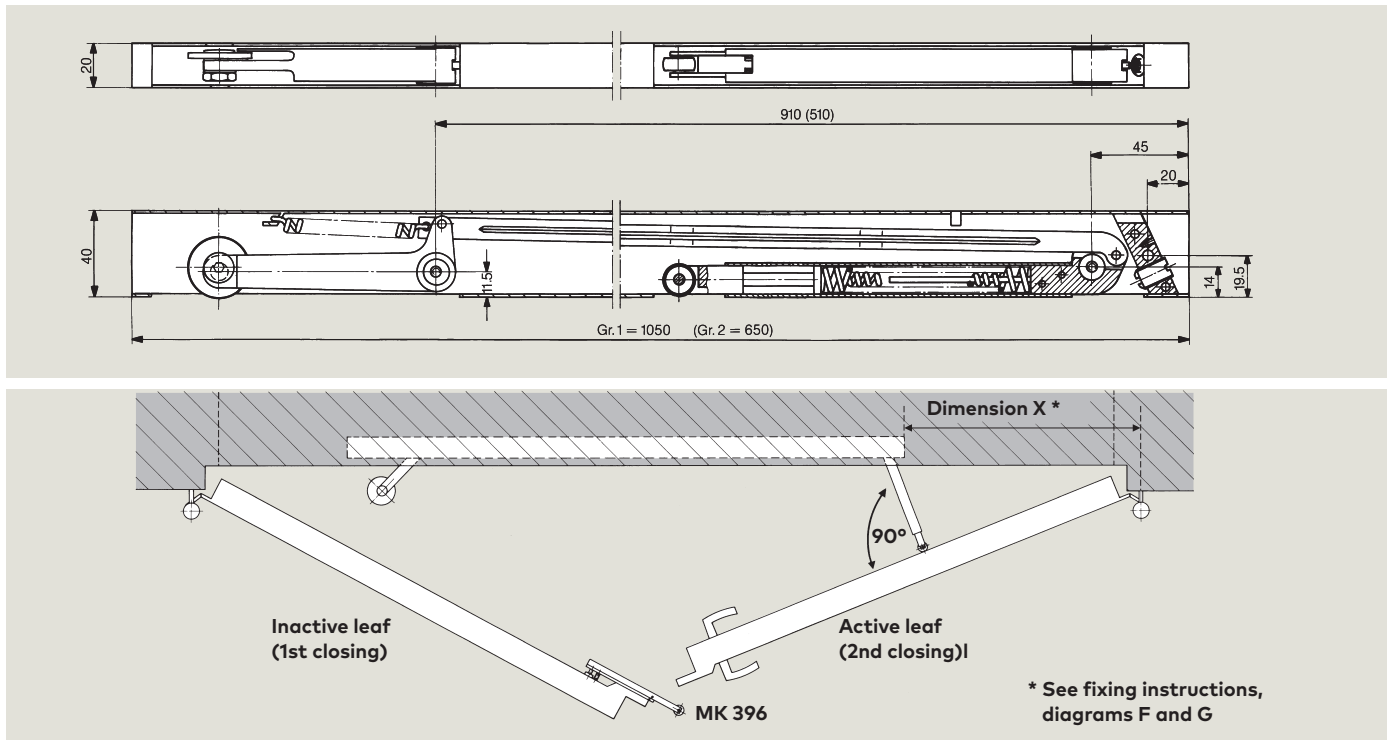
### Surface finish

- zinc-plated for steel doors
- zinc-plated and silverplated for timber doors

### Make:

dormakaba SR 390

## SR 392 concealed door co-ordinator



### The SR 392 is a co-ordinator for pairs of doors with rebated meeting stiles.

It is installed so that it is concealed either in the lintel or below the door frame. It is non-handed and is suitable for combinations of unequal door leaves.

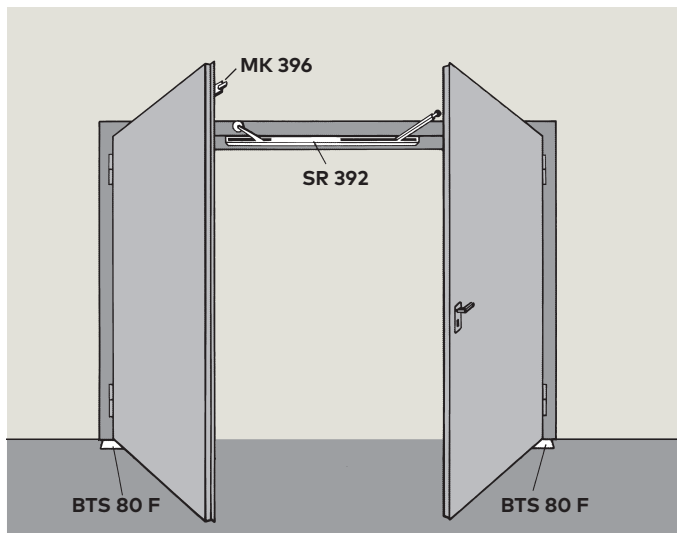
The correct closing sequence of the door leaves is always ensured by the holding arm (active leaf) and the release roller (inactive leaf).

Certified to ISO 9001.

### F Approval certification

The SR 392 is approved by the State Material Testing Authority, Dortmund, in accordance with EN 1158 and carry the **CE**-conformity mark.

It may be used in combination with fire doors for which a corresponding approval certificate has been obtained.



### Typical installation for the SR 392 door co-ordinator

In combination with a dormakaba BTS 80 F floor spring and a MK 396 carry bar. Combination with dormakaba door closers (TS 83, TS 73) also possible.

For installation variations and sizes, see page 4

### Specification text

Concealed non-handed door co-ordinator with integral telescopic shock-absorber, screw for adjusting the holding arm and adjusting eccentric-mounted release roller.

Officially approved by the Institute for Building Technology, Berlin, in conjunction with fire doors.

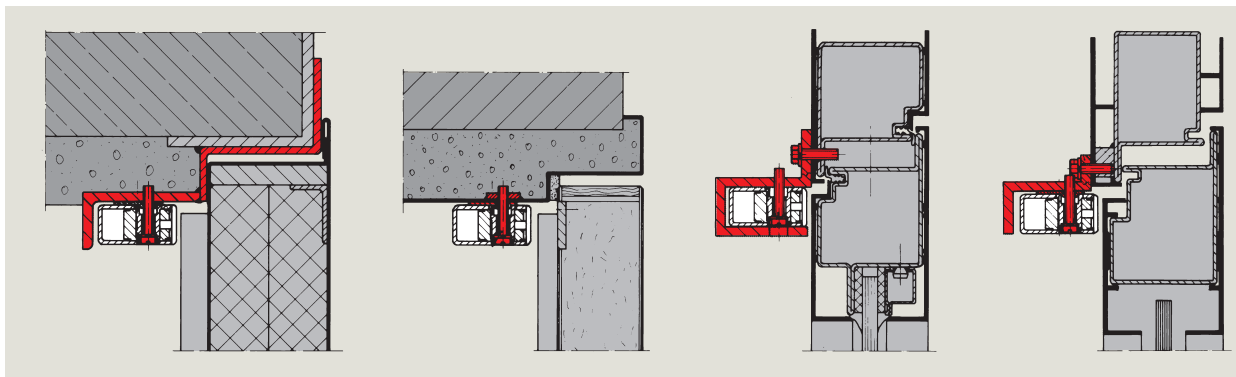
### Surface finish

- Size 1 zinc-plated, length 1050 mm (door leaf width greater than 800 mm)
- Size 2 zinc-plated, length 650 mm (door leaf width less than 800 mm)

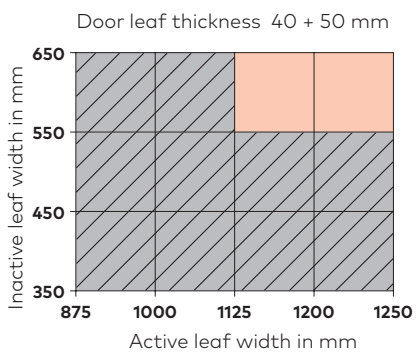
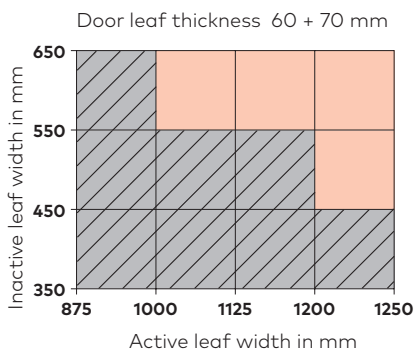
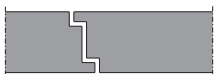
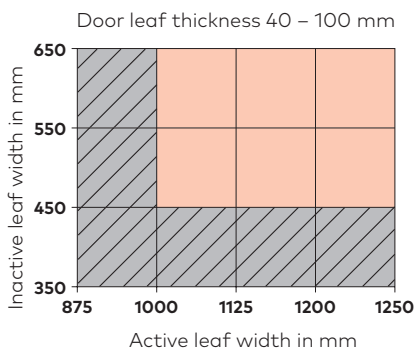
### Make:

dormakaba SR 390

**Installation examples for the dormakaba SR 392 door selectors**



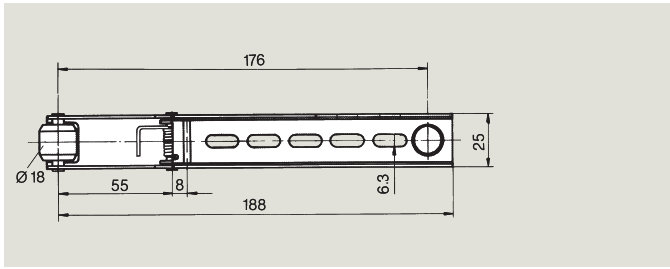
**Determining the co-ordinator sizes for different door leaf widths**



- Size 1 = 1050 mm long
- Size 2 = 650 mm long

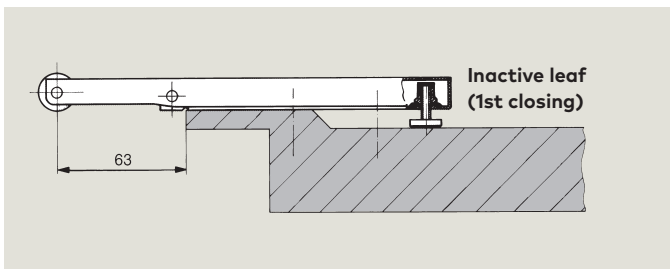
If choice is exactly between 1 and 2 choose 2

## Carry bar MK 396



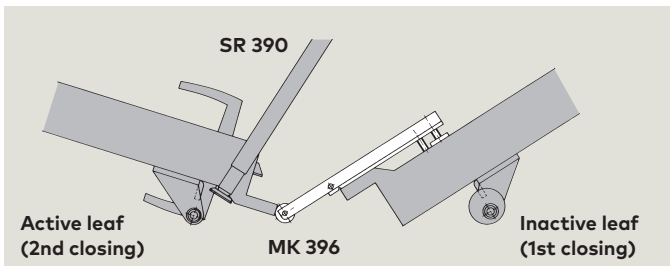
### **MK 396 carry bar for double doors in combination with dormakaba door co-ordinators**

If a double door is opened at the inactive leaf, the carry bar mounted on that leaf opens the active leaf far enough for the holding arm of the co-ordinator to ensure the correct closing sequence of the doors.



Dimension 63 = door leaves of identical width

For unequal leaves, comply with dimension "X" in the relevant diagram in the operating instructions.





[www.dormakaba.be](http://www.dormakaba.be)

dormakaba Belgium N.V.  
Monnikenwerve 17-19  
8000 BRUGGE  
Belgium  
T. +32 50 45 15 70  
[info.be@dormakaba.com](mailto:info.be@dormakaba.com)

WN 050 926 51532-Dig. BE, 03/17, SR, GB, x. DMS. xx/13  
Subject to change without notice