


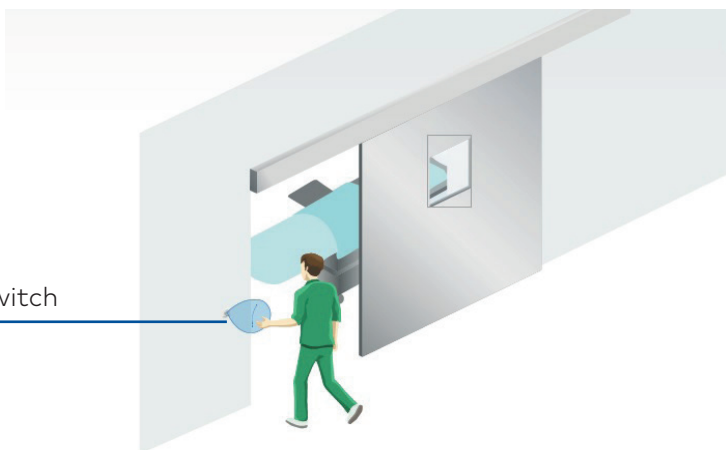
Magic Switch

Contactless Intentional sensor for automatic doors



INTENTIONAL HYGIENIC OPENING

The MAGIC SWITCH is an intentional contactless microwave sensor. Its main use are hygienic applications where the lack of contact with the sensor is required and also comfort reasons in hospital environments, hotels, restaurants, in the retail and pharmaceutical industries and in logistics.



■ Magic switch

Features

- Concealed installation and homogeneous detection thanks to the radar technology
- Detection area adjustable between 10 and 50 cm
- Possibility of keeping the door open with the switch mode
- Easy opening solution for low energy doors used by people with disabilities


Technical specifications

Technology	Microwave motion sensor
Radiated frequency	24.150 GHz
Radiated power density	< 5 mW/cm ²
Detection range	+/- 10 to 50 cm if movement towards sensor at 90° (adjustable)
Detection mode	Motion (bidirectional)
Speed of target to create detection	Min. 5Hz or +/- 3 cm/s, Max. 200 Hz or +/- 1.2 m/s
Supply voltage	12V - 24V AC ± 10 % 12V - 30V DC -5%/+10% (to be operated from SELV compatible power supplies only)
Mains frequency	50 - 60 Hz
Power consumption	< 1.2 W
Output	Relay with switch-over contact (free of potential)
Max. voltage	48 V AC - 60 V DC
Max. current	1A (resistive)
Max. switching power	30 W (DC) / 48 VA (AC)
Output hold time	0.5 s (in PULSE mode)
Temperature range	-20°C - +55°C
Degree of protection	IP 30 with cable connected IP40 flush-mounted without front face IP52 flush-mounted with front face and silicone seal mounted in surface mount box
Material	ABS/PC
Color	White
Recommended wiring cable	Stranded cable up to 16 AWG - 1.5 mm ²
Norm conformity	R&TTE: 1999/5/EC EMC: 2004/108/EC

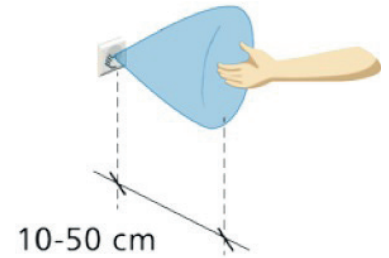
Hygienic: Contactless opening solution for retail, clean rooms, operating theatres, logistics, hotels and restaurants



Discrete design: Flush-mounted installation and discrete front face to blend into any environment



Detection range



Detection area of 10 cm to 50 cm

Applications

- Retail, clean rooms, operating theatres, logistics, hotels and restaurants
- Low energy doors for people with disabilities

Ease of installation

- Adjustment of detection area with potentiometer.
- Switch or pulse mode with DIP-switches
- Visible housing in option

dormakaba Bulgaria

Sofia 1582,
Complex Druzhba 2,
15 Heidelberg Str.

T: +359 2 971 49 04

E: office.bg@dormakaba.com

W: www.dormakaba.com