

Door Closer Finishes

TS71/TS72V/TS72V BC

A range of finishes to suit your design



Door Hardware

When specifying dormakaba Door Closers you can choose between a number of different "finish" and cover options

Available in three different formats:

Standard format with threaded arm (Silver or Gold only)

232mm x 68mm x 45mm


Full Square metal cover

240mm x 68mm x 44mm

Full Softline metal cover


240mm x 68mm x 44mm

Standard format Silver / Gold



Threaded Arm

Full Softline metal cover Silver




Full Square metal cover Silver





Flat Form Arm

Full Softline metal cover Satin Stainless Steel



Full Square metal cover Satin Stainless Steel

Full Softline metal cover Polished Brass




Full Square metal cover Polished Brass

Full Softline metal cover Polished Chrome



Full Square metal cover Polished Chrome

Full Softline metal cover Colour Coated



Coffee Brown, Pure White, Buttercup Yellow, Ruby Red, Burgundy, Ultra Marine Blue, Steel Blue, Forest Green, Meadow Green, Jet Black, Anthracite Grey, Stone Grey, Light Grey, Other colours and plated finishes available on request

General Features

- Successfully independently tested and CE Marked to BS EN1154
- Adjustable sweep speed
- Adjustable latching speed
- CERTIFIRE approved for fire doors

TS71 Features

- Selectable closing force EN3/4
- Maximum Door Width 1100mm

TS72V Features

- EN2-4 Adjustable Closing Force
- Maximum Door width 1100mm
- Adjustable power and high efficiency mechanisms resulting in low opening forces to assist compliance with Approved Document M (ADM) in England and Wales / Section 3 in Scotland / Part R in Northern Ireland and BS8300 without compromising fire safety
- This closer, when fitted at size EN3 (minimum for fire doors) will produce an opening force of less than 30N when fitted to doors 833mm wide or above

TS72V BC Features

- As above plus
- Adjustable 'Thinking' Backcheck